



**OMAX**<sup>®</sup>

A Hypertherm Associates Brand




# OMAX genuine parts book

For OMAX precision waterjet systems







# Contents

<a href="#">4</a>	Cutting head components	<a href="#">17</a>	Muff & Splash Guards	<a href="#">40</a>	GlobalMAX® 20 hp. & 30 hp.
<a href="#">4</a>	ROCTEC™ Mixing Tubes	<a href="#">18</a>	Actuators	<a href="#">40</a>	Kits
<a href="#">6</a>	MAXJET® 4	<a href="#">19</a>	On/Off Valves	<a href="#">41</a>	Assemblies
<a href="#">6</a>	Orifices	<a href="#">19</a>	On/Off Valve Assembly	<a href="#">42</a>	Replacement Parts
<a href="#">6</a>	Nozzle Assemblies	<a href="#">20</a>	Repair Kits	<a href="#">45</a>	Dump Valves
<a href="#">6</a>	Replacement Parts	<a href="#">21</a>	Replacement Parts	<a href="#">45</a>	Dump Valve Orifices
<a href="#">7</a>	MAXJET® 5	<a href="#">22</a>	EnduroMAX® (E-Max)	<a href="#">46</a>	Filters
<a href="#">7</a>	Sapphire Orifice with Filter	<a href="#">22</a>	Pump Parts	<a href="#">46</a>	Tools
<a href="#">7</a>	Diamond Orifice	<a href="#">22</a>	Repair Kits	<a href="#">47</a>	MAXIEM®
<a href="#">8</a>	MAXJET 5 Water Only Nozzle	<a href="#">23</a>	Assemblies	<a href="#">47</a>	Maintenance Kits
<a href="#">8</a>	MAXJET 5 Nozzle Bodies/ Assemblies	<a href="#">24</a>	Replacement Parts	<a href="#">48</a>	Assemblies
<a href="#">9</a>	MAXJET 5 Replacement Parts/Spares	<a href="#">27</a>	Dump Valves	<a href="#">49</a>	Replacement Parts
<a href="#">10</a>	MAXJET® 5 and MAXJET 5i	<a href="#">28</a>	Dump Valve Orifices	<a href="#">52</a>	Dump Valves
<a href="#">10</a>	TiltaJET®	<a href="#">28</a>	Filters	<a href="#">52</a>	Dump Valve Orifices
<a href="#">11</a>	A-Jet®	<a href="#">28</a>	Tools	<a href="#">53</a>	Filters
<a href="#">12</a>	MAXJET® 5i	<a href="#">29</a>	EnduroMAX® 100 hp.	<a href="#">53</a>	Tools
<a href="#">12</a>	Mini MAXJET 5i Nozzle Assembly	<a href="#">29</a>	Maintenance Kits	<a href="#">54</a>	HP Components & Miscellaneous
<a href="#">12</a>	MAXJET 5i Nozzle Assemblies with Filters (Not for use with A-Jet)	<a href="#">30</a>	Assemblies	<a href="#">54</a>	Tubing
<a href="#">13</a>	MAXJET 5i Nozzle Assemblies (For use with A-Jet)	<a href="#">31</a>	Replacement Parts	<a href="#">54</a>	Swivels
<a href="#">14</a>	MAXJET 5i Nozzle Assemblies with Mixing Tube	<a href="#">34</a>	Dump Valves	<a href="#">56</a>	Collets
<a href="#">14</a>	MAXJET 5i Nozzle Assemblies with Fusible Mixing Tube (For use with A-Jet)	<a href="#">34</a>	Dump Valve Orifices	<a href="#">56</a>	Collars
<a href="#">15</a>	MAXJET 5i Replacement Parts/Spares	<a href="#">35</a>	Filters	<a href="#">56</a>	Gland
<a href="#">16</a>	GlobalJET®	<a href="#">36</a>	GlobalMAX® 10 hp.	<a href="#">57</a>	Adapters
<a href="#">16</a>	GlobalJET Nozzle Assemblies	<a href="#">36</a>	Maintenance Kits	<a href="#">57</a>	RMS Adapters Female-Female
<a href="#">16</a>	GlobalJET Nozzle Assemblies Water Only	<a href="#">36</a>	Assemblies	<a href="#">58</a>	RMS Adapters Female-Male
<a href="#">16</a>	Sapphire Orifice	<a href="#">37</a>	Replacement Parts	<a href="#">58</a>	RMS Adapter Packages
<a href="#">16</a>	Diamond Orifice	<a href="#">39</a>	Dump Valves	<a href="#">59</a>	Tees, Elbows
<a href="#">16</a>	Replacement Parts	<a href="#">39</a>	Dump Valve Orifices	<a href="#">59</a>	3/8 inch Nipples
<a href="#">16</a>	Spares Kits	<a href="#">39</a>	Filters	<a href="#">60</a>	Whips

## World-class service, support and innovation for advanced abrasive waterjet systems

OMAX, part of Hypertherm Associates, sets the standard for service and support in the waterjet machine tool industry. It starts with a rigorous certification program at OMAX in Kent, Washington where OMAX direct and distributor technicians are trained to install, operate and maintain OMAX abrasive waterjet systems. OMAX engineers continue to innovate technology for abrasive waterjet machining, from proven 4th generation pump designs to cutting edge drive systems with micron-level accuracy. Customers have a number of contact options to suit their schedules and needs, including an extensive library of online resources. With the largest abrasive waterjet support network in the world, OMAX continues to shape the future of waterjets.


To see how an OMAX abrasive waterjet system can save you time and money, call or visit our website and request a free part analysis today.

# Cutting head components


## ROCTEC™ Mixing Tubes

### ROCTEC 100

Industry workhorse, fit-for-use performance



Part Number	Description	
<a href="#">305532-030</a>	0.030 in. (0.76 mm) ROCTEC 100 Mixing Tube 0.030 in. ID x 4 in. length (0.76 mm x 101.6 mm)	
<a href="#">305532-042</a>	0.042 in. (1.07 mm) ROCTEC 100 Mixing Tube 0.042 in. ID x 4 in. length (1.07 mm x 101.6 mm)	

### ROCTEC 100 Fusible (Breakaway) for GlobalMAX®


Part Number	Description	
<a href="#">318820-30</a>	0.030 in. (0.76 mm) ROCTEC 100 Fusible Mixing Tube 0.030 in. ID x 3 in. length (0.76 mm x 76.2 mm)	
<a href="#">318820-42</a>	0.042 in. (1.07 mm) ROCTEC 100 Fusible Mixing Tube 0.042 in. ID x 3 in. length (1.07 mm x 76.2 mm)	

### ROCTEC 500


Provides premium performance for consistent and accurate cutting

Part Number	Description	
<a href="#">300766-030</a>	0.030 in. (0.76 mm) ROCTEC 500 Mixing Tube 0.030 in. ID x 4 in. length (0.76 mm x 101.6 mm)	
<a href="#">300766-036</a>	0.036 in. (0.91 mm) ROCTEC 500 Mixing Tube 0.036 in. ID x 4 in. length (0.91 mm x 101.6 mm)	
<a href="#">300766-042</a>	0.042 in. (1.07 mm) ROCTEC 500 Mixing Tube 0.042 in. ID x 4 in. length (1.07 mm x 101.6 mm)	
<a href="#">300766-048</a>	0.048 in. (1.22 mm) ROCTEC 500 Mixing Tube 0.048 in. ID x 4 in. length (1.22 mm x 101.6 mm)	
<a href="#">301667-030</a>	0.030 in. (0.76 mm) ROCTEC 500 Mixing Tube Assembly 0.030 ID Mixing Tube Assembly with Compression Sleeve. (0.76 mm x 101.6 mm) Replacement for P/N 300555. Used with MAXJET® 4 Nozzle - Not for use on A-Jet®.	
<a href="#">301667-042</a>	0.042 in. (1.07 mm) ROCTEC 500 Mixing Tube Assembly 0.042 ID Mixing Tube Assembly with Compression Sleeve. (1.07 mm x 101.6 mm) Replacement for P/N 301201. Used with MAXJET 4 Nozzle - Not for use on A-Jet.	

### ROCTEC 500 Fusible (Breakaway)

Part Number	Description	
<a href="#">307651-030</a>	0.030 in. (0.76 mm) ROCTEC 500 Fusible Mixing Tube 0.030 in. ID x 4 in. length (0.76 mm x 101.6 mm) Use on A-Jet to lessen damage caused by collisions.	
<a href="#">307651-042</a>	0.042 in. (1.07 mm) ROCTEC 500 Fusible Mixing Tube 0.042 in. ID x 4 in. length (1.07 mm x 101.6 mm) Use on A-Jet to lessen damage caused by collisions.	
<a href="#">307651-048</a>	0.048 in. (1.22 mm) ROCTEC 500 Fusible Mixing Tube 0.048 in. ID x 4 in. length (1.22 mm x 101.6 mm) Use on A-Jet to lessen damage caused by collisions.	


### ROCTEC 500 Fusible (Breakaway) for GlobalMAX

Part Number	Description	
<a href="#">316505-030</a>	0.030 in. (0.76 mm) ROCTEC 500 Fusible Mixing Tube 0.030 in. ID x 3 in. length (0.76 mm x 76.2 mm)	
<a href="#">316505-042</a>	0.042 in. (1.07 mm) ROCTEC 500 Fusible Mixing Tube 0.042 in. ID x 3 in. length (1.07 mm x 76.2 mm)	

## ROCTEC™ Mixing Tubes


### ROCTEC 500 Mini

Use with Mini MAXJET® Nozzle

Part Number	Description	
<a href="#">304166</a>	.021 in. (0.53mm) ROCTEC 500 Mini Mixing Tube .021 in. ID x 2.25 in. length (0.53 mm x 57.15 mm)	
<a href="#">305604-010</a>	.010 in. (0.25 mm) ROCTEC 500 Mini Mixing Tube .010 in. ID x 1.1 in. length (0.25 mm x 27.94 mm)	
<a href="#">305604-015</a>	.015 in. (0.38 mm) ROCTEC 500 Mini Mixing Tube .015 in. ID x 1.65 in. length (0.38 mm x 41.91 mm)	


### ROCTEC 500 Mini Fusible (Breakaway)

Use with Mini MAXJET Nozzle


Part Number	Description	
<a href="#">308719-021</a>	.021 in (0.53mm) ROCTEC 500 Mini Mixing Tube .021 in. ID x 2.25 in. length (0.53 mm x 57.15 mm)	

### ROCTEC APX Mixing Tubes

Provide a longer period of precision cutting while increasing operational efficiency, with long life and consistent wear setting a new standard for high-performance cutting.

Part Number	Description	
<a href="#">319141-030</a>	0.030 in. (0.76 mm) APX Mixing Tube 0.030 in. ID x 4 in. length (0.76 mm x 101.6 mm)	
<a href="#">319141-036</a>	0.036 in. (0.91 mm) APX Mixing Tube 0.036 in. ID x 4 in. length (0.91 mm x 101.6 mm)	
<a href="#">319141-042</a>	0.042 in. (1.07 mm) APX Mixing Tube 0.042 in. ID x 4 in. length (1.07 mm x 101.6 mm)	
<a href="#">319141-048</a>	0.048 in. (1.22 mm) APX Mixing Tube 0.048 in. ID x 4 in. length (1.22 mm x 101.6 mm)	


### ROCTEC APX Mixing Tubes – Fusible (Breakaway)

Part Number	Description	
<a href="#">319142-030</a>	0.030 in. (0.76 mm) APX Fusible Mixing Tube 0.030 in. ID x 4 in. length (0.76 mm x 101.6 mm) Use on A-Jet® to lessen damage caused by collisions.	
<a href="#">319142-036</a>	0.036 in. (0.91 mm) APX Fusible Mixing Tube 0.036 in. ID x 4 in. length (0.91 mm x 101.6 mm) Use on A-Jet to lessen damage caused by collisions.	
<a href="#">319142-042</a>	0.042 in. (1.07 mm) APX Fusible Mixing Tube 0.042 in. ID x 4 in. length (1.07 mm x 101.6 mm) Use on A-Jet to lessen damage caused by collisions.	
<a href="#">319142-048</a>	0.048 in. (1.22 mm) APX Fusible Mixing Tube 0.048 in. ID x 4 in. length (1.22 mm x 101.6 mm) Use on A-Jet to lessen damage caused by collisions.	






## MAXJET® 4





### Orifices

Part Number	Description	
<a href="#">301491-10</a>	MAXJET 4 Size 0.010 in. (0.25 mm) Sapphire Orifice Assembly Replacement for P/N 303385-10. Sharp edge - 7, 10, 15- for the cutting head.	
<a href="#">301491-14</a>	MAXJET 4 Size 0.014 in. (0.36 mm) Sapphire Orifice Assembly Replacement for P/N 303385-14. Sharp edge - 7, 10, 15- for the cutting head.	

### Nozzle Assemblies

Part Number	Description	
<a href="#">301481</a>	MAXJET 4 Nozzle Body Assembly	
<a href="#">303460</a>	MAXJET 4 Ring Seal Nozzle Inlet Body	
<a href="#">303461</a>	MAXJET 4 Integrated Inlet Body	

### Replacement Parts


Part Number	Description	
<a href="#">201651</a>	Plastic Compression Sleeve 5/16 in.	
<a href="#">301623</a>	Abrasive Nozzle Guard	
<a href="#">202108</a>	MAXJET 4 Final Filter	
<a href="#">301506</a>	MAXJET 4 Nozzle Mixing Tube Lock Nut	

## MAXJET® 5

## Sapphire Orifice with Filter


Part Number	Description	
<a href="#">304352-05</a>	MAXJET 5 Size 0.005 in. (0.13 mm) Replacement Orifice Assembly with Filter Comes with 1 each <a href="#">304351</a> Filter Assembly. Not for use with constant speed pump. Replacement for P/N 303281-0.	
<a href="#">304352-07</a>	MAXJET 5 Size 0.007 in. (0.18 mm) Replacement Orifice Assembly with Filter Comes with 1 each <a href="#">304351</a> Filter Assembly. Not for use with constant speed pump. Replacement for P/N 303281-07.	
<a href="#">304352-10</a>	MAXJET 5 Size 0.010 in. (0.25 mm) Replacement Orifice Assembly with Filter Comes with 1 each <a href="#">304351</a> Filter Assembly. Not for use with constant speed pump. Replacement for P/N 303281-1.	
<a href="#">304352-11</a>	MAXJET 5 Size 0.011 in. (0.28 mm) Replacement Orifice Assembly with Filter Comes with 1 each <a href="#">304351</a> Filter Assembly. Not for use with constant speed pump. Replacement for P/N 303281-11.	
<a href="#">304352-12</a>	MAXJET 5 Size 0.012 in. (0.30 mm) Replacement Orifice Assembly with Filter Comes with 1 each <a href="#">304351</a> Filter Assembly. Not for use with constant speed pump. Replacement for P/N 303281-12.	
<a href="#">304352-13</a>	MAXJET 5 Size 0.013 in. (0.33 mm) Replacement Orifice Assembly with Filter Comes with 1 each <a href="#">304351</a> Filter Assembly. Not for use with constant speed pump. Replacement for P/N 303281-13.	
<a href="#">304352-14</a>	MAXJET 5 Size 0.014 in. (0.36 mm) Replacement Orifice Assembly with Filter Comes with 1 each <a href="#">304351</a> Filter Assembly. Not for use with constant speed pump. Replacement for P/N 303281-14.	
<a href="#">304352-15</a>	MAXJET 5 Size 0.015 in. (0.38 mm) Replacement Orifice Assembly with Filter Comes with 1 each <a href="#">304351</a> Filter Assembly. Not for use with constant speed pump. Replacement for P/N 303281-15.	
<a href="#">304352-16</a>	MAXJET 5 Size 0.016 in. (0.41 mm) Replacement Orifice Assembly with Filter Comes with 1 each <a href="#">304351</a> Filter Assembly. Not for use with constant speed pump. Replacement for P/N 303281-16.	
<a href="#">304352-20</a>	MAXJET 5 Size 0.020 in. (0.51 mm) Replacement Orifice Assembly with Filter Comes with 1 each <a href="#">304351</a> Filter Assembly. Not for use with constant speed pump. Replacement for P/N 303281-20.	

## Diamond Orifice




Part Number	Description	
<a href="#">305322-07</a>	MAXJET 5 Size 0.007 in. (0.18 mm) Diamond Orifice Assembly Replacement for P/N 303408-07.	
<a href="#">305322-10</a>	MAXJET 5 Size 0.010 in. (0.25 mm) Diamond Orifice Assembly Replacement for P/N 303408-10.	
<a href="#">305322-12</a>	MAXJET 5 Size 0.012 in. (0.30 mm) Diamond Orifice Assembly Replacement for P/N 303408-12.	
<a href="#">305322-13</a>	MAXJET 5 Size 0.013 in. (0.33 mm) Diamond Orifice Assembly Replacement for P/N 303408-13.	
<a href="#">305322-14</a>	MAXJET 5 Size 0.014 in. (0.36 mm) Diamond Orifice Assembly Replacement for P/N 303408-14.	
<a href="#">305322-15</a>	MAXJET 5 Size 0.015 in. (0.38 mm) Diamond Orifice Assembly Replacement for P/N 303408-15.	
<a href="#">305322-20</a>	MAXJET 5 Size 0.020 in. (0.51 mm) Diamond Orifice Assembly Replacement for P/N 303408-20.	
<a href="#">305322-22</a>	MAXJET 5 Size 0.022 in. (0.56 mm) Diamond Orifice Assembly Replacement for P/N 303408-22.	

## MAXJET® 5

### MAXJET 5 Water Only Nozzle

Part Number	Description	
<a href="#">303307-10</a>	MAXJET 5 Size 0.010 in. (0.25 mm) Sapphire Water Only Nozzle Assembly	
<a href="#">303307-11</a>	MAXJET 5 Size 0.011 in. (0.28 mm) Sapphire Water Only Nozzle Assembly	
<a href="#">303307-13</a>	MAXJET 5 Size 0.013 in. (0.33 mm) Sapphire Water Only Nozzle Assembly	
<a href="#">303307-14</a>	MAXJET 5 Size 0.014 in. (0.36 mm) Sapphire Water Only Nozzle Assembly	
<a href="#">303307-16</a>	MAXJET 5 Size 0.016 in. (0.41 mm) Sapphire Water Only Nozzle Assembly	









### MAXJET 5 Nozzle Bodies/Assemblies

Part Number	Description	
<a href="#">303521</a>	<p>MAXJET 5 Nozzle Body Assembly with Chamber</p> <p>This nozzle body has a factory aligned mixing chamber pressed into position and the mixing disc is included.</p>	
<a href="#">303295</a>	MAXJET 5 Nozzle Body	
<a href="#">303279</a>	<p>MAXJET 5 Integrated Inlet Body</p> <p>For use on Moto Z cutting head. Attaches to the nozzle body.</p>	










## MAXJET® 5

## MAXJET 5 Replacement Parts/Spares

Part Number	Description	
<a href="#">303275</a>	MAXJET 5 Nozzle Mixing Tube Collet	
<a href="#">303303</a>	MAXJET 5 Nozzle Guard	
<a href="#">303453</a>	MAXJET 5 Nozzle Mixing Tube Lock Nut	
<a href="#">202685</a>	Nitrile O-ring Size -215	
<a href="#">200782</a>	Nitrile O-ring Size -203 Used on MAXJET 5 Nozzle Guard	
<a href="#">202570</a>	Nitrile O-ring Size -206	
<a href="#">201649</a>	Nitrile O-ring Size -219	
<a href="#">303566</a>	MAXJET 5 Nozzle Mixing Chamber Disc	
<a href="#">304351</a>	MAXJET 5 Final Filter Assembly	
<a href="#">303565</a>	MAXJET 5 Nozzle Mixing Chamber	
<a href="#">304157</a>	Nozzle Filter Seal Removal Tool	














## MAXJET® 5 and MAXJET 5i

### TiltaJET®

Part Number	Description	
<a href="#">303713</a>	MAXJET 5 Retainer Nut Use in MAXJET 5 and MAXJET 5i.	
<a href="#">303329</a>	MAXJET 5 Cantilever TAJ Nozzle Inlet Body	
<a href="#">321507</a>	MAXJET 5 Bridge TAJ Nozzle Inlet Body	
<a href="#">305258</a>	TAJ Pierce Guard Package Used to protect TiltaJET from high-pressure splash back.	
<a href="#">303639</a>	TAJ On/Off Valve Rebuild Kit Use P/N <a href="#">301927</a> for other nozzle assemblies.	
<a href="#">303326</a>	On/Off Valve Seat Used in Pull to Open Valve of TiltaJET.	
<a href="#">302668</a>	On/Off Valve Stem Assembly	
<a href="#">302094</a>	On/Off Valve Stem Seal Assembly	
<a href="#">303995</a>	TAJ Lead Screw Nut Use only with Trapezoidal lead screws P/N <a href="#">202836</a> .	
<a href="#">303997-1</a>	Lead Screw Upgrade Package Upgrade package, lead screw, 1/2 in.	
<a href="#">307838</a>	Collared Swivel Football Nipple	
<a href="#">306535</a>	A-Jet® and TAJ Precision Calibration Kit	

## MAXJET® 5 and MAXJET 5i


## A-Jet®

Part Number	Description	
<a href="#">307525</a>	A-Jet Final Filter Assembly	
<a href="#">307507</a>	MAXJET 5 Final Filter Ring Seal Used on the A-Jet filter.	
<a href="#">302240</a>	A-Jet Abrasive Feed Assembly 5/16 OD X 3/16 in. ID. 100 in. of clear abrasive tubing with 60 in. of protective sleeving.	
<a href="#">307879</a>	A-Jet On/Off Valve Seat Tool	
<a href="#">307924</a>	Collared Swivel Assembly	
<a href="#">313377</a>	A-Jet Nipple Upgrade Kit	
<a href="#">308639</a>	A-Jet Nipple Assembly Requires the the A-Jet Nipple Upgrade Kit <a href="#">313377</a> installed	
<a href="#">307907</a>	A-Jet Balance Swivel Rebuild Kit	
<a href="#">307509</a>	Collared Swivel Seal Package Contains seals, O-rings, and backup rings for replacing seals in a Collared Swivel.	
<a href="#">307903</a>	A-Jet Alignment Tool	
<a href="#">307926</a>	A-Jet Tooling Kit	
<a href="#">307880</a>	On/Off Retaining Screw Tool	
<a href="#">319947</a>	A-Jet and GlobalMAX® Final Filter Removal Tool	




## MAXJET® 5i

### Mini MAXJET 5i Nozzle Assembly

Part Number	Description	
<a href="#">306060-10</a>	Mini MAXJET 5i Size 0.010 in. (0.25 mm) Diamond Nozzle Assembly	
<a href="#">306060-14</a>	Mini MAXJET 5i Size 0.014 in. (0.36 mm) Diamond Nozzle Assembly	

### MAXJET 5i Nozzle Assemblies with Filters (Not for use with A-Jet®)

Part Number	Description	
<a href="#">307448-10</a>	MAXJET 5i Size 0.010 in. (0.25 mm) Diamond Nozzle Assembly with Filters Nozzle Assembly, Diamond, MAXJET 5i, 0.010 in. Orifice with 5 each <a href="#">304351</a> Filter Assemblies.	
<a href="#">307448-11</a>	MAXJET 5i Size 0.011 in. (0.28 mm) Diamond Nozzle Assembly with Filters Nozzle Assembly, Diamond, MAXJET 5i, 0.011 in. Orifice with 5 each <a href="#">304351</a> Filter Assemblies.	
<a href="#">307448-12</a>	MAXJET 5i Size 0.012 in. (0.30 mm) Diamond Nozzle Assembly with Filters Nozzle Assembly, Diamond, MAXJET 5i, 0.012 in. Orifice with 5 each <a href="#">304351</a> Filter Assemblies.	
<a href="#">307448-13</a>	MAXJET 5i Size 0.013 in. (0.33 mm) Diamond Nozzle Assembly with Filters Nozzle Assembly, Diamond, MAXJET 5i, 0.013 in. Orifice with 5 each <a href="#">304351</a> Filter Assemblies.	
<a href="#">307448-14</a>	MAXJET 5i Size 0.014 in. (0.36 mm) Diamond Nozzle Assembly with Filters Nozzle Assembly, Diamond, MAXJET 5i, 0.014 in. Orifice with 5 each <a href="#">304351</a> Filter Assemblies.	
<a href="#">307448-15</a>	MAXJET 5i Size 0.015 in. (0.38 mm) Diamond Nozzle Assembly with Filters Nozzle Assembly, Diamond, MAXJET 5i, 0.015 in. Orifice with 5 each <a href="#">304351</a> Filter Assemblies.	
<a href="#">307448-16</a>	MAXJET 5i Size 0.016 in. (0.41 mm) Diamond Nozzle Assembly with Filters Nozzle Assembly, Diamond, MAXJET 5i, 0.016 in. Orifice with 5 each <a href="#">304351</a> Filter Assemblies.	
<a href="#">307448-20</a>	MAXJET 5i Size 0.020 in. (0.51 mm) Diamond Nozzle Assembly with Filters Nozzle Assembly, Diamond, MAXJET 5i, 0.020 in. Orifice with 5 each <a href="#">304351</a> Filter Assemblies.	
<a href="#">307448-22</a>	MAXJET 5i Size 0.022 in. (0.56 mm) Diamond Nozzle Assembly with Filters Nozzle Assembly, Diamond, MAXJET 5i, 0.022 in. Orifice with 5 each <a href="#">304351</a> Filter Assemblies.	

## MAXJET® 5i

## MAXJET 5i Nozzle Assemblies (For use with A-Jet®)

Part Number	Description
<a href="#">320303-10</a>	<p><b>MAXJET 5i Size 0.010 in. (0.25 mm) Diamond Nozzle Assembly</b>            The MAXJET 5i Nozzle Assembly has a carbide tube for the attachment of the abrasive feed tube. This results in faster setup and longer nozzle life.            (Replacement for 305617-10). Use P/N <a href="#">307448-10</a> if not being installed on A-Jet.</p>
<a href="#">320303-11</a>	<p><b>MAXJET 5i Size 0.011 in. (0.28 mm) Diamond Nozzle Assembly</b>            The MAXJET 5i Nozzle Assembly has a carbide tube for the attachment of the abrasive feed tube. This results in faster setup and longer nozzle life.            (Replacement for 305617-11). Use P/N <a href="#">307448-11</a> if not being installed on A-Jet.</p>
<a href="#">320303-12</a>	<p><b>MAXJET 5i Size 0.012 in. (0.30 mm) Diamond Nozzle Assembly</b>            The MAXJET 5i Nozzle Assembly has a carbide tube for the attachment of the abrasive feed tube. This results in faster setup and longer nozzle life.            (Replacement for 305617-12). Use P/N <a href="#">307448-12</a> if not being installed on A-Jet.</p>
<a href="#">320303-13</a>	<p><b>MAXJET 5i Size 0.013 in. (0.33 mm) Diamond Nozzle Assembly</b>            The MAXJET 5i Nozzle Assembly has a carbide tube for the attachment of the abrasive feed tube. This results in faster setup and longer nozzle life.            (Replacement for 305617-13). Use P/N <a href="#">307448-13</a> if not being installed on A-Jet.</p>
<a href="#">320303-14</a>	<p><b>MAXJET 5i Size 0.014 in. (0.36 mm) Diamond Nozzle Assembly</b>            The MAXJET 5i Nozzle Assembly has a carbide tube for the attachment of the abrasive feed tube. This results in faster setup and longer nozzle life.            (Replacement for 305617-14). Use P/N <a href="#">307448-14</a> if not being installed on A-Jet.</p>
<a href="#">320303-15</a>	<p><b>MAXJET 5i Size 0.015 in. (0.38 mm) Diamond Nozzle Assembly</b>            The MAXJET 5i Nozzle Assembly has a carbide tube for the attachment of the abrasive feed tube. This results in faster setup and longer nozzle life.            (Replacement for 305617-15). Use P/N <a href="#">307448-15</a> if not being installed on A-Jet.</p>
<a href="#">320303-16</a>	<p><b>MAXJET 5i Size 0.016 in. (0.41 mm) Diamond Nozzle Assembly</b>            The MAXJET 5i Nozzle Assembly has a carbide tube for the attachment of the abrasive feed tube. This results in faster setup and longer nozzle life.            (Replacement for 305617-16). Use P/N <a href="#">307448-16</a> if not being installed on A-Jet.</p>
<a href="#">320303-20</a>	<p><b>MAXJET 5i Size 0.020 in. (0.51 mm) Diamond Nozzle Assembly</b>            The MAXJET 5i Nozzle Assembly has a carbide tube for the attachment of the abrasive feed tube. This results in faster setup and longer nozzle life.            (Replacement for 305617-20). Use P/N <a href="#">307448-20</a> if not being installed on A-Jet.</p>
<a href="#">320303-22</a>	<p><b>MAXJET 5i Size 0.022 in. (0.56 mm) Diamond Nozzle Assembly</b>            The MAXJET 5i Nozzle Assembly has a carbide tube for the attachment of the abrasive feed tube. This results in faster setup and longer nozzle life.            (Replacement for 305617-22). Use P/N <a href="#">307448-22</a> if not being installed on A-Jet.</p>




## MAXJET® 5i

### MAXJET 5i Nozzle Assemblies with Mixing Tube

Part Number	Description	
<a href="#">306895-10</a>	MAXJET 5i Size 0.010 in. (0.25 mm) Diamond Nozzle Assembly with .030 (0.76 mm) Mixing Tube Includes 1 each .030 in. ROCTEC™ 500 Mixing Tube.	
<a href="#">306895-11</a>	MAXJET 5i Size 0.011 in. (0.28 mm) Diamond Nozzle Assembly with .030 (0.76 mm) Mixing Tube Includes 1 each .030 in. ROCTEC 500 Mixing Tube.	
<a href="#">306895-12</a>	MAXJET 5i Size 0.012 in. (0.30 mm) Diamond Nozzle Assembly with .030 (0.76 mm) Mixing Tube Includes 1 each .030 in. ROCTEC 500 Mixing Tube.	
<a href="#">306895-13</a>	MAXJET 5i Size 0.013 in. (0.33 mm) Diamond Nozzle Assembly with .030 (0.76 mm) Mixing Tube Includes 1 each .030 in. ROCTEC 500 Mixing Tube.	
<a href="#">306895-14</a>	MAXJET 5i Size 0.014 in. (0.36 mm) Diamond Nozzle Assembly with .030 (0.76 mm) Mixing Tube Includes 1 each .030 in. ROCTEC 500 Mixing Tube.	
<a href="#">306895-15</a>	MAXJET 5i Size 0.015 in. (0.38 mm) Diamond Nozzle Assembly with .030 (0.76 mm) Mixing Tube Includes 1 each .030 in. ROCTEC 500 Mixing Tube.	
<a href="#">306895-1542</a>	MAXJET 5i Size 0.015 in. (0.38 mm) Diamond Nozzle Assembly with .042 (1.07 mm) Mixing Tube Includes 1 each .042 in. ROCTEC 500 Mixing Tube.	
<a href="#">306895-16</a>	MAXJET 5i Size 0.016 in. (0.41 mm) Diamond Nozzle Assembly with .042 (1.07 mm) Mixing Tube Includes 1 each .042 in. ROCTEC 500 Mixing Tube.	
<a href="#">306895-20</a>	MAXJET 5i Size 0.020 in. (0.51 mm) Diamond Nozzle Assembly with .030 (0.76 mm) Mixing Tube Includes 1 each .030 in. ROCTEC 500 Mixing Tube.	
<a href="#">306895-22</a>	MAXJET 5i Size 0.022 in. (0.56 mm) Diamond Nozzle Assembly with .030 (0.76 mm) Mixing Tube Includes 1 each .030 in. ROCTEC 500 Mixing Tube.	

### MAXJET 5i Nozzle Assemblies with Fusible Mixing Tube (For use with A-Jet®)

Part Number	Description	
<a href="#">307842-12</a>	MAXJET 5i Size 0.012 in. (0.30 mm) Diamond Nozzle Assembly with Fusible Mixing Tubes Includes 2 each .042 in. (1.07 mm) ROCTEC 500 Fusible (breakaway) Mixing Tube.	
<a href="#">307842-13</a>	MAXJET 5i Size 0.013 in. (0.33 mm) Diamond Nozzle Assembly with Fusible Mixing Tubes Includes 2 each .042 in. (1.07 mm) ROCTEC 500 Fusible (breakaway) Mixing Tube.	
<a href="#">307842-14</a>	MAXJET 5i Size 0.014 in. (0.36 mm) Diamond Nozzle Assembly with Fusible Mixing Tubes Includes 2 each .042 in. (1.07 mm) ROCTEC 500 Fusible (breakaway) Mixing Tube.	
<a href="#">307842-15</a>	MAXJET 5i Size 0.015 in. (0.38 mm) Diamond Nozzle Assembly with Fusible Mixing Tubes Includes 2 each .042 in. (1.07 mm) ROCTEC 500 Fusible (breakaway) Mixing Tube.	
<a href="#">307842-16</a>	MAXJET 5i Size 0.016 in. (0.41 mm) Diamond Nozzle Assembly with Fusible Mixing Tubes Includes 2 each .042 in. (1.07 mm) ROCTEC 500 Fusible (breakaway) Mixing Tube.	
<a href="#">307842-20</a>	MAXJET 5i Size 0.020 in. (0.51 mm) Diamond Nozzle Assembly with Fusible Mixing Tubes Includes 2 each .042 in. (1.07 mm) ROCTEC 500 Fusible (breakaway) Mixing Tube.	
<a href="#">307842-22</a>	MAXJET 5i Size 0.022 in. (0.56 mm) Diamond Nozzle Assembly with Fusible Mixing Tubes Includes 2 each .042 in. (1.07 mm) ROCTEC 500 Fusible (breakaway) Mixing Tube.	




## MAXJET® 5i

## MAXJET 5i Replacement Parts/Spares


Part Number	Description	
<a href="#">303275</a>	MAXJET 5i Nozzle Mixing Tube Collet	
<a href="#">303453</a>	MAXJET 5i Nozzle Mixing Tube Lock Nut	
<a href="#">202570</a>	Nitrile O-ring Size -206	
<a href="#">201649</a>	Nitrile O-ring Size -219	
<a href="#">202545</a>	Urethane O-ring Size -011	

## GlobalJET®


### GlobalJET Nozzle Assemblies

Part Number	Description	
<a href="#">316570-12</a>	GlobalJET Nozzle Assembly, Sapphire, 0.012 in. (0.30 mm) with Mixing Tube	
<a href="#">316570-15</a>	GlobalJET Nozzle Assembly, Sapphire, 0.015 in. (0.38 mm) with Mixing Tube	
<a href="#">319270-11</a>	GlobalJET Nozzle Assembly, Sapphire, 0.011 in. (0.28 mm)	
<a href="#">319270-12</a>	GlobalJET Nozzle Assembly, Sapphire, 0.012 in. (0.30 mm)	
<a href="#">319270-15</a>	GlobalJET Nozzle Assembly, Sapphire, 0.015 in. (0.38 mm)	


### GlobalJET Nozzle Assemblies Water Only

Part Number	Description	
<a href="#">319300-11</a>	GlobalJET Size 0.011 in. (0.28 mm) Sapphire Water Only Nozzle Assembly	
<a href="#">319300-12</a>	GlobalJET Size 0.012 in. (0.30 mm) Sapphire Water Only Nozzle Assembly	
<a href="#">319300-15</a>	GlobalJET Size 0.015 in. (0.38 mm) Sapphire Water Only Nozzle Assembly	
<a href="#">319310-11</a>	GlobalJET Size 0.011 in. (0.28 mm) Diamond Water Only Nozzle Assembly	
<a href="#">319310-12</a>	GlobalJET Size 0.012 in. (0.30 mm) Diamond Water Only Nozzle Assembly	
<a href="#">319310-15</a>	GlobalJET Size 0.015 in. (0.38 mm) Diamond Water Only Nozzle Assembly	





### Sapphire Orifice

Part Number	Description	
<a href="#">318372-11</a>	GlobalJET Size 0.011 in. (0.28 mm) Sapphire Orifice Assembly	
<a href="#">318372-12</a>	GlobalJET Size 0.012 in. (0.30 mm) Sapphire Orifice Assembly	
<a href="#">318372-15</a>	GlobalJET Size 0.015 in. (0.38 mm) Sapphire Orifice Assembly	


### Diamond Orifice

Part Number	Description	
<a href="#">318828-11</a>	GlobalJET Size 0.011 in. (0.28 mm) Diamond Orifice Assembly	
<a href="#">318828-12</a>	GlobalJET Size 0.012 in. (0.30 mm) Diamond Orifice Assembly	
<a href="#">318828-15</a>	GlobalJET Size 0.015 in. (0.38 mm) Diamond Orifice Assembly	









### Replacement Parts

Part Number	Description	
<a href="#">318370</a>	GlobalJET Water Only Nozzle Head Nut	
<a href="#">318371</a>	GlobalJET Dummy Orifice	
<a href="#">318862</a>	GlobalJET Nozzle Body with Mixing Chamber	
<a href="#">316500</a>	GlobalJET Nozzle Body with Bonded in Mixing Chamber	

### Spares Kits








Part Number	Description	
<a href="#">316626-12</a>	GlobalMAX™ Nozzle Spares Kit Size 0.012 in. (0.30 mm)	
<a href="#">316626-15</a>	GlobalMAX Nozzle Spares Kit Size 0.015 in. (0.38 mm)	

## Muff & Splash Guards

Part Number	Description	
<a href="#">304954</a>	Collision Sensing Terrain Follower Nozzle Muff	
<a href="#">300614</a>	Nozzle Muff	
<a href="#">314895</a>	GlobalMAX® Nozzle Mini Splash Guard	
<a href="#">320585-1</a>	Nozzle Splash Guard The splash guard can be flipped up to check position and set standoff without having to remove it from the nozzle. Replacement for P/N 306438.	
<a href="#">320585-2</a>	Collision Sensing Terrain Follower Nozzle Splash Guard	
<a href="#">307035</a>	7/15 Mini MAXJET® 5 Nozzle Muff	
<a href="#">305068</a>	CSTF Brush Kit Kit contains 3 each cup brushes and 2 each nozzle muffs.	
<a href="#">307910</a>	Splash Guard Used on A-Jet® and A-Jet cutting head.	








## Actuators

Part Number	Description	
<a href="#">313545</a>	Oil-Free Air Actuator – Normally Open For MAXIEM® Gen. 2.	
<a href="#">314002</a>	Oil-Free Air Actuator – Pull to Open For OMAX.	
<a href="#">312827</a>	Oil-Free Air Actuator For MAXIEM Gen. 1 and OMAX.	
<a href="#">312828</a>	PTO Actuator Assembly Used in the <a href="#">309786</a> and <a href="#">311708</a> PTO Valve Assemblies. Only for Moto Z.	
<a href="#">320250</a>	Multipurpose Actuator Assembly Used in A-Jet, <a href="#">320552</a> Integrated On/Off Valve Assembly, and <a href="#">321131</a> On/Off Valve for TiltaJET® cutting, and on VersaJET®.	
<a href="#">307843</a>	A-Jet Nozzle Inlet Valve	
<a href="#">312856</a>	OptiMAX Multipurpose Actuator Assembly Used in the VersaJET on OptiMAX systems as well as <a href="#">320552</a> and <a href="#">321131</a>	








## On/Off Valves

### On/Off Valve Assembly

Part Number	Description	
<a href="#">301501</a>	OMAX Integrated On/Off Valve Assembly	
<a href="#">303328</a>	On/Off Valve Assembly For use with TiltJET®.	
<a href="#">320552</a>	Integrated On/Off Valve Assembly Used in the Fixed Cutting Head of OptiMAX systems.	
<a href="#">307843</a>	A-Jet® Nozzle Inlet Valve	
<a href="#">318046</a>	VersaJET® On/Off Valve Assembly	

## On/Off Valves













### Repair Kits

Part Number	Description	
<a href="#">303639</a>	TiltaJET® On/Off Valve Rebuild Kit Use P/N <a href="#">301927</a> for other nozzle assemblies.	
<a href="#">301927</a>	Integrated On/Off Valve Rebuild Kit Rebuild Kit, Integrated On/Off Valve.	
<a href="#">301259</a>	Non-Integrated On/Off Valve Rebuild Kit	
<a href="#">307854</a>	A-Jet® PTO Valve Rebuild Kit	
<a href="#">305340</a>	PTO Valve Rebuild Kit without TAJ For Moto-Z cutting heads.	
<a href="#">307906</a>	A-Jet On/Off Valve Rebuild Kit Kit contains seals, stems, and seats for rebuilding the On/Off Valve of A-Jet.	
<a href="#">305361</a>	PTO Valve Rebuild Kit for TiltaJET	



## On/Off Valves





### Replacement Parts

Part Number	Description	
<a href="#">301477</a>	Integrated On/Off Valve Body	
<a href="#">303327</a>	On/Off Valve Body	
<a href="#">320528</a>	On/Off Valve Stem Retaining Screw	
<a href="#">300997</a>	On/Off Valve Backup Ring Assembly	
<a href="#">302668</a>	On/Off Valve Stem Assembly Available in On/Off Valve Rebuild Kit P/N <a href="#">301259</a> .	
<a href="#">302094</a>	On/Off Valve Stem Seal Assembly Available in On/Off Valve Rebuild Kit P/N <a href="#">301259</a> .	
<a href="#">303326</a>	On/Off Valve Seat Used in Pull to Open Valve of Tiltajet®.	
<a href="#">301478</a>	Integrated On/Off Valve Fitting Ring Seat	
<a href="#">300979</a>	On/Off Valve Seat Non-integrated. Available in On/Off Valve Rebuild Kit P/N <a href="#">301259</a> .	
<a href="#">202545</a>	Urethane O-ring Size -011 Goes between the mixing tube collet and the SBR nut.	
<a href="#">201649</a>	Nitrile O-ring Size -219 Goes around the valve gland nut P/N <a href="#">301476</a> .	
<a href="#">301476</a>	Pull to Open Valve Gland Nut	

# EnduroMAX®









## Pump Parts

### Repair Kits

Part Number	Description	
<a href="#">308308</a>	<p>EnduroMAX Pump Minor Maintenance Kit</p> <p>Kit contains 6 each <a href="#">308104</a>, 6 each <a href="#">300640</a>, 6 each <a href="#">200904</a>, 3 each <a href="#">202398</a>, 3 each <a href="#">200913</a>, 3 each <a href="#">300745</a>, 2 each <a href="#">200377</a>, 3 each <a href="#">302948</a>, 1 each <a href="#">202496</a>, and 1 each <a href="#">304104</a>.</p>	
<a href="#">308281</a>	<p>EnduroMAX Pump Major Maintenance Kit</p> <p>Kit contains 1 each <a href="#">308308</a> and 3 each <a href="#">308107</a>.</p>	
<a href="#">308309</a>	<p>EnduroMAX Pump Extended Spares Kit</p> <p>Kit contains 1 each <a href="#">308105</a>, 1 each <a href="#">308144</a>, 1 each <a href="#">308103</a>, and 1 each <a href="#">306805</a>.</p>	
<a href="#">312500</a>	<p>Pony Rod Seal Kit</p> <p>Kit contains 6 each <a href="#">201813</a>, 3 each <a href="#">201810</a>, 3 each <a href="#">201500</a>, and 3 each <a href="#">203474</a> for maintenance after original Meyers pony rod seal housings have been replaced.</p> <p>Cup Seal Tool <a href="#">207471</a> will be needed for installation of the cup seals.</p>	

## Pump Parts

### Assemblies

Part Number	Description	
<a href="#">302948</a>	Seal and Retainer Assembly Package	
<a href="#">308103</a>	Check Valve Body Assembly Replacement for P/N <a href="#">308481</a> and <a href="#">308102</a> .	
<a href="#">317917</a>	EnduroMAX® Pressure Manifold Assembly Complete wet end Manifold Assembly, pressure tested with both Port Adapter Assemblies and filter installed. Replacement for P/N <a href="#">307551</a> .	
<a href="#">307550</a>	EnduroMAX Port Adapter Assembly Port Adapter with the Filter Adapter and O-ring installed.	
<a href="#">304104</a>	Manifold Filter Assembly Used in the pressure manifold for OMAX and EnduroMAX Pumps.	
<a href="#">304399</a>	Plunger Rod Assembly Replacement for P/N <a href="#">303160</a> .	
<a href="#">307556</a>	EnduroMAX Coolant Housing Assembly	
<a href="#">304885</a>	Plunger Rod Assembly Kit contains 3 each <a href="#">304399</a> .	

















## Pump Parts

### Replacement Parts

Part Number	Description	
<a href="#">200377</a>	Urethane O-ring Size -012 Available in kits <a href="#">302950</a> , <a href="#">303019</a> , and <a href="#">302700</a> .	
<a href="#">200888</a>	Hex Head Screw 5/8 X 3 in.	
<a href="#">200889</a>	Hex Nut 5/8 in. Used on Bare Shaft of all pumps.	
<a href="#">200890</a>	Lock Washer 5/8 in. Used on Bare Shaft of all pumps.	
<a href="#">200904</a>	Black Ceramic Ball 1/4 in. Used in check and safety valves. Also available in kits <a href="#">305836</a> , <a href="#">301353</a> , <a href="#">308308</a> .	
<a href="#">200913</a>	Internal Snap Ring 9/16 in.	
<a href="#">201233</a>	Hex Head Screw 1/2 x 1 3/4 in.	
<a href="#">201500</a>	Nitrile O-ring Size -125	
<a href="#">201707</a>	Urethane O-ring Size -015 Also available in kits <a href="#">302950</a> , <a href="#">303019</a> , and <a href="#">302700</a> .	
<a href="#">201813</a>	22 mm U-Cup Seal Used as pony rod piston seal on pumps.	
<a href="#">202398</a>	5/16 in. U-Cup Seal	
<a href="#">203883</a>	Push-In Reducer 5/16 - 1/8 in.	
<a href="#">203884</a>	Push-In Elbow 1/8 in.	
<a href="#">204002</a>	Hex Head Screw M8 x 16 mm	
<a href="#">205689</a>	Button Head Screw M12 x 20 mm	
<a href="#">207853</a>	Socket Head Cap Screw 10 x 3/4 in.	
<a href="#">209614</a>	Screw, Socket Head Cap, Metric, M16 x 35 mm Used on high-pressure manifold. Replacement for P/N <a href="#">309061</a> .	

## Pump Parts





### Replacement Parts

Part Number	Description	
<a href="#">209695</a>	<b>Flanged Pump Nut</b> Used on the Adapter Block Stud of OMAX pumps. Replacement for <a href="#">305942</a> and <a href="#">307674</a> . Review technical manual for torque sequence and application of anti-seize.	
<a href="#">300640</a>	<b>Check Valve Seat</b>	
<a href="#">300745</a>	<b>Seal Retainer Sleeve</b>	
<a href="#">300753</a>	<b>Plunger Cover Plate</b>	
<a href="#">302949</a>	<b>Seal Retainer</b>	
<a href="#">302951</a>	<b>Dynamic Seal</b> Also available in kits <a href="#">302950</a> , <a href="#">303019</a> , and <a href="#">302700</a> .	
<a href="#">304098</a>	<b>Manifold Filter Adapter</b>	
<a href="#">306748</a>	<b>EnduroMAX® Liquid Displacer</b> Used on all EnduroMAX Pumps. Should be replaced every 2,500 hours or when lip diameter is out of specification.	
<a href="#">306750</a>	<b>EnduroMAX Adapter Block Stud</b>	
<a href="#">306773</a>	<b>EnduroMAX Port Adapter</b>	
<a href="#">306805</a>	<b>EnduroMAX Manifold Nipple</b> Used in EnduroMAX pump manifold, also available as complete assembly <a href="#">307548</a> .	
<a href="#">307519</a>	<b>EnduroMAX Coolant Block</b>	
<a href="#">307663</a>	<b>Inlet Check Valve Retainer Nut</b>	
<a href="#">307726</a>	<b>Manifold End Cap Washer</b>	
<a href="#">308104</a>	<b>Check Valve Retainer</b>	
<a href="#">308105</a>	<b>EnduroMAX High-Pressure Cylinder</b>	
<a href="#">308107</a>	<b>EnduroMAX Backup Ring Assembly</b>	



## Pump Parts

### Replacement Parts

Part Number	Description	
<a href="#">308144</a>	EnduroMAX® High-Pressure End Cap	
<a href="#">312345</a>	Seal Housing Used in the Pony Rod Seal Assembly upgrades of OMAX Pumps.	
<a href="#">308111-1</a>	Manifold Bracket Right	
<a href="#">308111-2</a>	Manifold Bracket Left	



## Pump Parts

### Dump Valves






Part Number	Description	
<a href="#">304419-05</a>	Excess Flow Dump Valve, .005 in. (0.13 mm) Orifice Used to drain excess flow from an OMAX system, preventing dead heading of the OMAX pump when an orifice less than 0.010 in. ID is used.	
<a href="#">304419-10</a>	Excess Flow Dump Valve, .010 in. (0.25 mm) Orifice Used to drain excess flow from an OMAX system, preventing dead heading of the OMAX pump when an orifice less than 0.010 in. ID is used.	
<a href="#">312487</a>	Excess Flow Valve Kit, Adjustable Dump Orifice	
<a href="#">306476</a>	Body Assembly, Adjustable Dump Orifice	
<a href="#">306500</a>	Rebuild Kit, Body Assembly, Adjustable Dump Orifice	
<a href="#">301501</a>	OMAX Integrated On/Off Valve Assembly	
<a href="#">320552</a>	Integrated On/Off Valve Assembly Used in the Adjustable Dump Orifice and Excess Flow Valve on EnduroMAX™ 5 series pumps. For OptiMAX systems only.	
<a href="#">320559</a>	Motorized Adjustable Dump Orifice (MADO) Used to automatically adjust pump pressure. Used in EnduroMAX 5-Series pumps. For OptiMAX systems only.	

## Pump Parts




### Dump Valve Orifices

Part Number	Description	
<a href="#">302029-13</a>	Orifice Assembly, Dump Valve, Inverted Jewel, 0.013 in. (0.33 mm)	
<a href="#">302028-05</a>	Orifice Assembly, Dump Valve, Inverted Jewel, Sapphire, 0.005 in. (0.13 mm)	
<a href="#">302028-07</a>	Orifice Assembly, Dump Valve, Inverted Jewel, Sapphire, 0.007 in. (0.18 mm)	
<a href="#">302028-09</a>	Orifice Assembly, Dump Valve, Inverted Jewel, Sapphire, 0.009 in. (0.23 mm)	
<a href="#">302028-11</a>	Orifice Assembly, Dump Valve, Inverted Jewel, Sapphire, 0.011 in. (0.28 mm)	
<a href="#">302028-12</a>	Orifice Assembly, Dump Valve, Inverted Jewel, Sapphire, 0.012 in. (0.30 mm)	
<a href="#">302028-13</a>	Orifice Assembly, Dump Valve, Inverted Jewel, Sapphire, 0.013 in. (0.33 mm)	
<a href="#">302028-14</a>	Orifice Assembly, Dump Valve, Inverted Jewel, Sapphire, 0.014 in. (0.36 mm)	
<a href="#">302028-16</a>	Orifice Assembly, Dump Valve, Inverted Jewel, Sapphire, 0.016 in. (0.41 mm)	

### Filters





Part Number	Description	
<a href="#">304104</a>	Manifold Filter Assembly Used in the pressure manifold for OMAX and EnduroMAX® Pumps.	
<a href="#">202533</a>	Water Prefilter Cartridge 1 micron 10 in. (254 mm)	
<a href="#">202532</a>	Fine Water Filter Cartridge 0.45 micron 10 in. (254 mm)	
<a href="#">203739</a>	Fluted Air Filter 8 x 8 in. 5 Pack Package of 5 each. This is the replacement filter for the electrical box on EnduroMAX pumps.	
<a href="#">204081</a>	Fluted Air Filter 8 x 8 in. This is the replacement filter for the electrical box on EnduroMAX pumps.	

### Tools









Part Number	Description	
<a href="#">207471</a>	Cup Seal Tool	
<a href="#">301578</a>	Check Valve Body Tool	
<a href="#">322007</a>	Seal Retainer Wrench For use with EnduroMAX 5-Series pumps. For OptiMAX systems only.	

# EnduroMAX® 100 hp.

## Maintenance Kits

Part Number	Description	
<a href="#">308308</a>	<p><b>EnduroMAX Pump Minor Maintenance Kit</b> EnduroMAX Pumps require alternating minor and major rebuilds, beginning with minor rebuild first. Kit contains 6 each <a href="#">308104</a>, 6 each <a href="#">300640</a>, 6 each <a href="#">200904</a>, 3 each <a href="#">202398</a>, 3 each <a href="#">200913</a>, 3 each <a href="#">300745</a>, 2 each <a href="#">200377</a>, 3 each <a href="#">302948</a>, 1 each <a href="#">202496</a>, and 1 each <a href="#">304104</a>.</p>	
<a href="#">308281</a>	<p><b>EnduroMAX Pump Major Maintenance Kit</b> EnduroMAX Pumps require alternating minor and major rebuilds, beginning with minor rebuild first. Kit contains 1 each <a href="#">308308</a> and 3 each <a href="#">308107</a>.</p>	
<a href="#">308457</a>	<p><b>EnduroMAX Pump Basic Spares Kit</b> Kit contains most often required parts for pump maintenance of EnduroMAX pumps. Kit contains 1 each <a href="#">308107</a>, 1 each <a href="#">304399</a>, 2 each <a href="#">202532</a>, 2 each <a href="#">202533</a>, 1 each <a href="#">201304</a>, 1 each <a href="#">202496</a>, and 1 each <a href="#">308308</a>.</p>	
<a href="#">312500</a>	<p><b>Pony Rod Seal Kit</b> Kit contains 6 each <a href="#">201813</a>, 3 each <a href="#">201810</a>, 3 each <a href="#">201500</a>, and 3 each <a href="#">203474</a> for maintenance after original Meyers pony rod seal housings have been replaced. Cup Seal Tool <a href="#">207471</a> will be needed for installation of the cup seals.</p>	

## Assemblies











Part Number	Description	
<a href="#">307550</a>	EnduroMAX® Port Adapter Assembly Port Adapter with the Filter Adapter and O-ring installed.	
<a href="#">308103</a>	Check Valve Body Assembly	
<a href="#">302948</a>	Seal and Retainer Assembly Package	
<a href="#">307556</a>	EnduroMAX Coolant Housing Assembly	
<a href="#">304399</a>	Plunger Rod Assembly Kit Kit contains 3 each <a href="#">304399</a> .	
<a href="#">308107</a>	EnduroMAX Backup Ring Assembly	
<a href="#">307551</a>	Manifold Assembly with Port Adapters Complete wet end Manifold Assembly with both Port Adapter Assemblies and filter installed.	
<a href="#">307549</a>	EnduroMAX Manifold This is the replacement for P/N <a href="#">306772</a> . It is the same manifold with plastic caps for shipping.	








## Replacement Parts

Part Number	Description	
<a href="#">200067</a>	Flat Washer M8	
<a href="#">200106</a>	High-Pressure Collet 3/8 in.	
<a href="#">200107</a>	Screw, Socket Head Cap, Metric, M8 x 16 mm	
<a href="#">200111</a>	Screw, Socket Head Cap, Metric, M6 x 45 mm	
<a href="#">200377</a>	Urethane O-ring Size -012 Also available in kits <a href="#">302950</a> , <a href="#">303019</a> , and <a href="#">302700</a> .	
<a href="#">200515</a>	Brass Connector 1/4 in.	
<a href="#">200778</a>	Plug Fitting 3/8 in. Requires <a href="#">200106</a> Slotted Collet.	
<a href="#">200888</a>	Hex Head Screw 5/8 x 3 in.	
<a href="#">200889</a>	Hex Nut 5/8 in. Used on Bare Shaft of all pumps.	
<a href="#">200890</a>	Lock Washer 5/8 in. Used on Bare Shaft of all pumps.	
<a href="#">200904</a>	Black Ceramic Ball 1/4 in. Available in kits <a href="#">305836</a> , <a href="#">301353</a> , and <a href="#">308308</a> .	
<a href="#">200913</a>	Internal Snap Ring 9/16 in.	
<a href="#">201233</a>	Hex Head Screw 1/2 x 1 3/4 in.	
<a href="#">201500</a>	Nitrile O-ring Size -125	
<a href="#">201707</a>	Urethane O-ring Size -015 Available in kits <a href="#">302950</a> , <a href="#">303019</a> , and <a href="#">302700</a> .	
<a href="#">201813</a>	22 mm U-Cup Seal Used as pony rod piston seal on pumps.	
<a href="#">202398</a>	5/16 in. U-Cup Seal	
<a href="#">203883</a>	Push-In Reducer 5/16 - 1/8 in.	
<a href="#">203884</a>	Push-In Elbow 1/8 in.	





Replacement Parts

Part Number	Description	
<a href="#">204929</a>	Hex Head Screw M8 x 20 mm	
<a href="#">205689</a>	Button Head Screw M12 x 20 mm	
<a href="#">207853</a>	Screw, Socket Head Cap, SAE, 10 x 3/4 in.	
<a href="#">209614</a>	Screw, Socket Head Cap, Metric, M16 x 35 mm	
<a href="#">209695</a>	Flanged Pump Nut	
<a href="#">300640</a>	Check Valve Seat	
<a href="#">300745</a>	Seal Retainer Sleeve	
<a href="#">300753</a>	Plunger Cover Plate	
<a href="#">302949</a>	Seal Retainer	
<a href="#">302951</a>	Dynamic Seal Available in kits <a href="#">302950</a> , <a href="#">303019</a> , and <a href="#">302700</a> .	
<a href="#">304098</a>	Manifold Filter Adapter	
<a href="#">304104</a>	Manifold Filter Assembly Used in the pressure manifold for OMAX and EnduroMAX® Pumps.	
<a href="#">306748</a>	EnduroMAX Liquid Displacer Used on all EnduroMAX Pumps.	
<a href="#">306750</a>	EnduroMAX Adapter Block Stud	
<a href="#">306773</a>	EnduroMAX Port Adapter	
<a href="#">306805</a>	EnduroMAX Manifold Nipple Available as complete assembly <a href="#">307548</a> .	
<a href="#">307663</a>	Inlet Check Valve Retainer Nut	
<a href="#">307726</a>	Manifold End Cap Washer	


Replacement Parts

Part Number	Description	
<a href="#"><u>308104</u></a>	Check Valve Retainer	
<a href="#"><u>308105</u></a>	EnduroMAX® High-Pressure Cylinder	
<a href="#"><u>308144</u></a>	EnduroMAX High-Pressure End Cap	
<a href="#"><u>308793</u></a>	Tube Baffle Used in Meyers crankcase.	
<a href="#"><u>312345</u></a>	Seal Housing Used in the Pony Rod Seal Assembly upgrades of OMAX Pumps.	





**Dump Valves**

Part Number	Description	
<a href="#">304419-05</a>	Excess Flow Dump Valve, .005 in. (0.13 mm) Orifice Used to drain excess flow from an OMAX system, preventing dead heading of the OMAX pump when an orifice less than 0.010 in. ID is used.	
<a href="#">304419-10</a>	Excess Flow Dump Valve, .010 in. (0.25 mm) Orifice Used to drain excess flow from an OMAX system, preventing dead heading of the OMAX pump when an orifice less than 0.010 in. ID is used.	
<a href="#">312487</a>	Excess Flow Valve Kit, Adjustable Dump Orifice	
<a href="#">306476</a>	Body Assembly, Adjustable Dump Orifice	
<a href="#">306500</a>	Rebuild Kit, Body Assembly, Adjustable Dump Orifice	

**Dump Valve Orifices**

Part Number	Description	
<a href="#">302029-13</a>	Orifice Assembly, Dump Valve, Inverted Jewel, 0.013 in. (0.33 mm)	
<a href="#">302028-05</a>	Orifice Assembly, Dump Valve, Inverted Jewel, Sapphire, 0.005 in. (0.13 mm)	
<a href="#">302028-07</a>	Orifice Assembly, Dump Valve, Inverted Jewel, Sapphire, 0.007 in. (0.18 mm)	
<a href="#">302028-09</a>	Orifice Assembly, Dump Valve, Inverted Jewel, Sapphire, 0.009 in. (0.23 mm)	
<a href="#">302028-11</a>	Orifice Assembly, Dump Valve, Inverted Jewel, Sapphire, 0.011 in. (0.28 mm)	
<a href="#">302028-12</a>	Orifice Assembly, Dump Valve, Inverted Jewel, Sapphire, 0.012 in. (0.30 mm)	
<a href="#">302028-13</a>	Orifice Assembly, Dump Valve, Inverted Jewel, Sapphire, 0.013 in. (0.33 mm)	
<a href="#">302028-14</a>	Orifice Assembly, Dump Valve, Inverted Jewel, Sapphire, 0.014 in. (0.36 mm)	
<a href="#">302028-16</a>	Orifice Assembly, Dump Valve, Inverted Jewel, Sapphire, 0.016 in. (0.41 mm)	

## Filters

Part Number	Description	
<a href="#">202533</a>	Water Prefilter Cartridge 1 micron 10 in. (254 mm)	
<a href="#">202532</a>	Fine Water Filter Cartridge 0.45 micron 10 in. (254 mm)	
<a href="#">203739</a>	Fluted Air Filter 8 x 8 in. 5 Pack Package of 5 each. This is the replacement filter for the electrical box on EnduroMAX® pumps.	
<a href="#">204081</a>	Fluted Air Filter 8 x 8 in. This is the replacement filter for the electrical box on EnduroMAX pumps.	



# GlobalMAX® 10 hp.

## Maintenance Kits

Part Number	Description	
<a href="#">319205</a>	<p><b>GlobalMAX 10 hp. Pump Minor Rebuild Kit</b>                      Kit includes 1 each <a href="#">314489</a>, <a href="#">201304</a>, <a href="#">202563</a>, <a href="#">208226</a>, <a href="#">208229</a>, <a href="#">302692</a>, <a href="#">317514</a>, <a href="#">317666</a>, <a href="#">318019</a>, 3 each <a href="#">202545</a>, <a href="#">208253</a>, <a href="#">314457</a>, <a href="#">314460</a>, <a href="#">316473</a>, <a href="#">208990</a>, 6 each <a href="#">208228</a>, and 8 each <a href="#">208234</a>.</p>	
<a href="#">319206</a>	<p><b>GlobalMAX 10 hp. Pump Major Rebuild Kit</b>                      Kit includes 1 each <a href="#">319205</a>, 3 each <a href="#">314967</a>, 3 each <a href="#">314482</a>, 1 each <a href="#">318020</a>, 1 each <a href="#">318664</a>, 1 each <a href="#">209256</a>, and 1 each <a href="#">202496</a>.</p>	
<a href="#">312500</a>	<p><b>Pony Rod Seal Kit</b>                      Kit contains 6 each <a href="#">201813</a>, 3 each <a href="#">201810</a>, 3 each <a href="#">201500</a>, and 3 each <a href="#">203474</a> for maintenance after original Meyers pony rod seal housings have been replaced.                      Cup Seal Tool <a href="#">207471</a> will be needed for installation of the cup seals.</p>	

## Assemblies

Part Number	Description	
<a href="#">314482</a>	Backup Ring Assembly	
<a href="#">318020</a>	Cylinder Manifold Block Assembly	

## Replacement Parts

Part Number	Description	
<a href="#">314442</a>	Pony Rod Adapter Sleeve	
<a href="#">314967</a>	Pump Plunger Rod Assembly	
<a href="#">314437</a>	Adapter Block to Crankcase	
<a href="#">314436</a>	Washer, .546 in. ID x .4 in. ID x .125 in.	
<a href="#">314435</a>	Screw	
<a href="#">316473</a>	GlobalMAX® 10 hp. Dynamic Seal Package Kit contains 1 each <a href="#">314461</a> , <a href="#">200362</a> , <a href="#">314459</a> , and <a href="#">200910</a> .	
<a href="#">314458</a>	Liquid Displacer	
<a href="#">314443</a>	Inlet Keeper	
<a href="#">314460</a>	Check Valve to Cylinder Seal	
<a href="#">200909</a>	Urethane O-ring Size -017	
<a href="#">208228</a>	5mm Ball	
<a href="#">318019</a>	Check Valve Manifold	
<a href="#">202545</a>	Urethane O-ring Size -011	
<a href="#">314457</a>	Check Valve Backup Ring	
<a href="#">318664</a>	Outlet Manifold	
<a href="#">208234</a>	Washer	
<a href="#">209140</a>	Screw	


Replacement Parts

Part Number	Description	
<a href="#">318379</a>	Compact Safety Valve Assembly Replaces 317572. Only for use in 10 hp. pump	
<a href="#">201274</a>	Push-In Plug 1/4 in.	
<a href="#">208253</a>	U-Cup Seal	
<a href="#">314489</a>	Flat Washer	
<a href="#">208990</a>	Retaining Ring, 9/16 in.	
<a href="#">201296-35</a>	Stainless Steel Orifice Size 0.035 in.	
<a href="#">201217</a>	Push-In Swivel Elbow 1/4 in.	
<a href="#">316473</a>	GlobalMAX® 10 hp. Dynamic Seal Package Kit contains 1 each <a href="#">314461</a> , <a href="#">200362</a> , <a href="#">314459</a> , and <a href="#">200910</a> .	
<a href="#">200362</a>	Urethane O-ring Size -010	
<a href="#">200910</a>	Urethane O-ring Size -013	
<a href="#">317514</a>	Filter Assembly	
<a href="#">208229</a>	O-ring, -08	
<a href="#">200377</a>	Urethane O-ring Size -012 Also available in kits <a href="#">302950</a> , <a href="#">303019</a> , and <a href="#">302700</a> .	
<a href="#">208226</a>	Retaining Ring, 3/8 in.	
<a href="#">317665</a>	Back-up Ring	
<a href="#">317666</a>	Port Adapter Seal	



## Dump Valves

Part Number	Description	
<a href="#">304419-05</a>	Excess Flow Dump Valve, .005 in. (0.13 mm) Orifice Used to drain excess flow from an OMAX system, preventing dead heading of the OMAX pump when an orifice less than 0.010 in. ID is used.	
<a href="#">304419-10</a>	Excess Flow Dump Valve, .010 in. (0.25 mm) Orifice Used to drain excess flow from an OMAX system, preventing dead heading of the OMAX pump when an orifice less than 0.010 in. ID is used.	
<a href="#">312487</a>	Excess Flow Valve Kit, Adjustable Dump Orifice	
<a href="#">306476</a>	Body Assembly, Adjustable Dump Orifice	
<a href="#">306500</a>	Rebuild Kit, Body Assembly, Adjustable Dump Orifice	

## Dump Valve Orifices






Part Number	Description	
<a href="#">302029-13</a>	Orifice Assembly, Dump Valve, Inverted Jewel, 0.013 in. (0.33 mm)	
<a href="#">302028-05</a>	Orifice Assembly, Dump Valve, Inverted Jewel, Sapphire, 0.005 in. (0.13 mm)	
<a href="#">302028-07</a>	Orifice Assembly, Dump Valve, Inverted Jewel, Sapphire, 0.007 in. (0.18 mm)	
<a href="#">302028-09</a>	Orifice Assembly, Dump Valve, Inverted Jewel, Sapphire, 0.009 in. (0.23 mm)	
<a href="#">302028-11</a>	Orifice Assembly, Dump Valve, Inverted Jewel, Sapphire, 0.011 in. (0.28 mm)	
<a href="#">302028-12</a>	Orifice Assembly, Dump Valve, Inverted Jewel, Sapphire, 0.012 in. (0.30 mm)	
<a href="#">302028-13</a>	Orifice Assembly, Dump Valve, Inverted Jewel, Sapphire, 0.013 in. (0.33 mm)	
<a href="#">302028-14</a>	Orifice Assembly, Dump Valve, Inverted Jewel, Sapphire, 0.014 in. (0.36 mm)	
<a href="#">302028-16</a>	Orifice Assembly, Dump Valve, Inverted Jewel, Sapphire, 0.016 in. (0.41 mm)	

## Filters









Part Number	Description	
<a href="#">202532</a> GlobalMAX®	Fine Water Filter Cartridge 0.45 micron 10 in.	
<a href="#">317514</a> GlobalMAX	Filter Assembly	

# GlobalMAX® 20 hp. & 30 hp.

## Kits

Part Number	Description	
<a href="#">302700</a>	<p><b>Minor Maintenance Kit</b>                      Kit includes 3 each <a href="#">302244</a>, 1 each <a href="#">304104</a>, 2 each <a href="#">200377</a>, 3 each <a href="#">300733</a>, 3 each <a href="#">200909</a>, 3 each <a href="#">301635</a>, 3 each <a href="#">302950</a>, 3 each <a href="#">301639</a>, 3 each <a href="#">202398</a>, 2 each <a href="#">300726</a>, and 2 each <a href="#">200905</a>.</p>	
<a href="#">302701</a>	<p><b>Major Maintenance Kit</b>                      Kit includes 1 each <a href="#">302700</a>, 3 each <a href="#">301873</a>, 1 each <a href="#">301353</a>, 1 each <a href="#">202496</a>, and 3 each <a href="#">303274</a>.                      Note: <a href="#">303274</a> CANNOT be installed on older pumps as it will roll and crack and leak.</p>	
<a href="#">305098</a>	<p><b>Complete Pump Overhaul Kit</b>                      Kit includes 1 each <a href="#">302700</a> and 3 each <a href="#">303401</a>.</p>	
<a href="#">304885</a>	<p><b>Plunger Rod Assembly Kit</b>                      Kit contains 3 each <a href="#">304399</a>.</p>	
<a href="#">312500</a>	<p><b>Pony Rod Seal Kit</b>                      Kit contains 6 each <a href="#">201813</a>, 3 each <a href="#">201810</a>, 3 each <a href="#">201500</a>, and 3 each <a href="#">203474</a> for maintenance after original Meyers pony rod seal housings have been replaced.                      Cup Seal Tool <a href="#">207471</a> will be needed for installation of the cup seals.</p>	

## Assemblies

















Part Number	Description	
<a href="#">301350</a>	Manifold	
<a href="#">306187</a>	Clamp Plate Assembly	
<a href="#">302244</a>	Backup Ring Assembly	
<a href="#">302981</a>	Coolant Housing Assembly Used with one piece plunger. Replacement for P/N 300743.	
<a href="#">302948</a>	Seal and Retainer Assembly Package	
<a href="#">304399</a>	Plunger Rod Assembly	
<a href="#">300728</a>	OMAX Port Adapter Assembly Port Adapter with the Filter Adapter, Static Seal, and O-rings installed.	
<a href="#">303401</a>	Check Valve Assembly	














## Replacement Parts

Part Number	Description	
<a href="#">300729</a>	OMAX Port Adapter	
<a href="#">200054</a>	Screw, Socket Head Cap, Metric M8 x 40 mm	
<a href="#">200377</a>	Urethane O-ring Size -012 Available in kits <a href="#">302950</a> , <a href="#">303019</a> , and <a href="#">302700</a> .	
<a href="#">200515</a>	Brass Connector 1/4 in.	
<a href="#">200888</a>	Hex Head Screw 5/8 x 3 in.	
<a href="#">200889</a>	Hex Nut 5/8 in. Used on Bare Shaft of all pumps.	
<a href="#">200890</a>	Lock Washer 5/8 in. Used on Bare Shaft of all pumps.	
<a href="#">200904</a>	Black Ceramic Ball 1/4 in. Used in check and safety valves. Also available in kits <a href="#">305836</a> , <a href="#">301353</a> , and <a href="#">308308</a> .	
<a href="#">200905</a>	Urethane O-ring Size -018	
<a href="#">200909</a>	Urethane O-ring Size -017	
<a href="#">200913</a>	Internal Snap Ring 9/16 in.	
<a href="#">201215</a>	Push-In Connector 1/4 in.	
<a href="#">201217</a>	Push-In Swivel Elbow 1/4 in.	
<a href="#">201233</a>	Hex Head Screw 1/2 x 1 3/4 in.	
<a href="#">201277</a>	Flat Washer 7/64 in.	
<a href="#">201707</a>	Urethane O-ring Size -015 Available in kits <a href="#">302950</a> , <a href="#">303019</a> , and <a href="#">302700</a> .	
<a href="#">201754</a>	Screw, Socket Head Cap, Metric M8-1.25 x 30 mm	

## Replacement Parts

Part Number	Description	
<a href="#">202398</a>	5/16 in. U-Cup Seal	
<a href="#">202609</a>	Spiral Retaining Ring 0.628 in.	
<a href="#">300640</a>	Check Valve Seat	
<a href="#">300726</a>	Static Seal 0.622 in. ID For Port Adapter Assembly.	
<a href="#">300727</a>	Static Backup Ring 0.8735 OD x 0.626 in. For Port Adapter Assembly.	
<a href="#">300733</a>	Static Seal 0.558 in. ID For Check Valve Assembly.	
<a href="#">300734</a>	Screw, Socket Head Cap 4 x 3/8 in.	
<a href="#">300735</a>	Static Backup Ring For Check Valve Assembly.	
<a href="#">300737</a>	OMAX Pump Cylinder Body Used in wet end assembly of OMAX pump.	
<a href="#">300745</a>	Seal Retainer Sleeve	
<a href="#">300753</a>	Plunger Cover Plate	
<a href="#">301635</a>	Seal Ring 0.813 OD x 0.692 in. ID	
<a href="#">301639</a>	Check Valve Inlet Ring Seal Used in OMAX Pump Check Valve.	
<a href="#">301872</a>	Adapter Block	
<a href="#">301873</a>	Check Valve Retainer	
<a href="#">302258</a>	Wet End Alignment Support	



## Replacement Parts

Part Number	Description	
<a href="#">302949</a>	Seal Retainer	
<a href="#">302951</a>	Dynamic Seal Available in kits <a href="#">302950</a> , <a href="#">303019</a> , and <a href="#">302700</a> .	
<a href="#">303251</a>	Check Valve Body	
<a href="#">303252</a>	Check Valve Inlet Retainer Retainer, Check Valve Inlet, Stainless Steel.	
<a href="#">303274</a>	Check Valve Inlet Internal Ring Seal Used in OMAX Pump Check Valve.	
<a href="#">303291</a>	OMAX Adapter Block Stud	
<a href="#">303293</a>	Check Valve Inlet Retainer Nut	
<a href="#">303294</a>	Liquid Displacer	
<a href="#">304098</a>	Manifold Filter Adapter	
<a href="#">304104</a>	Manifold Filter Assembly Used in the pressure manifold for OMAX and EnduroMAX® Pumps.	
<a href="#">209695</a>	Flanged Pump Nut Used on the Adapter Block Stud of OMAX pumps. Replacement for 305942 and 307674. Review technical manual for torque sequence and application of anti-seize.	









## Dump Valves

Part Number	Description	
<a href="#">304419-05</a>	Excess Flow Dump Valve, .005 in. (0.13 mm) Orifice Used to drain excess flow from an OMAX system, preventing dead heading of the OMAX pump when an orifice less than 0.010 in. ID is used.	
<a href="#">304419-10</a>	Excess Flow Dump Valve, .010 in. (0.25 mm) Orifice Used to drain excess flow from an OMAX system, preventing dead heading of the OMAX pump when an orifice less than 0.010 in. ID is used.	
<a href="#">312487</a>	Excess Flow Valve Kit, Adjustable Dump Orifice	
<a href="#">306476</a>	Body Assembly, Adjustable Dump Orifice	
<a href="#">306500</a>	Rebuild Kit, Body Assembly, Adjustable Dump Orifice	



## Dump Valve Orifices

Part Number	Description	
<a href="#">302029-13</a>	Orifice Assembly, Dump Valve, Inverted Jewel, 0.013 in. (0.33 mm)	
<a href="#">302028-05</a>	Orifice Assembly, Dump Valve, Inverted Jewel, Sapphire, 0.005 in. (0.13 mm)	
<a href="#">302028-07</a>	Orifice Assembly, Dump Valve, Inverted Jewel, Sapphire, 0.007 in. (0.18 mm)	
<a href="#">302028-09</a>	Orifice Assembly, Dump Valve, Inverted Jewel, Sapphire, 0.009 in. (0.23 mm)	
<a href="#">302028-11</a>	Orifice Assembly, Dump Valve, Inverted Jewel, Sapphire, 0.011 in. (0.28 mm)	
<a href="#">302028-12</a>	Orifice Assembly, Dump Valve, Inverted Jewel, Sapphire, 0.012 in. (0.30 mm)	
<a href="#">302028-13</a>	Orifice Assembly, Dump Valve, Inverted Jewel, Sapphire, 0.013 in. (0.33 mm)	
<a href="#">302028-14</a>	Orifice Assembly, Dump Valve, Inverted Jewel, Sapphire, 0.014 in. (0.36 mm)	
<a href="#">302028-16</a>	Orifice Assembly, Dump Valve, Inverted Jewel, Sapphire, 0.016 in. (0.41 mm)	

## Filters








Part Number	Description	
<a href="#">203690</a>	Suction Screen 3 in. (76.2 mm)	
<a href="#">202533</a>	Water Prefilter Cartridge 1 micron 10 in. (254 mm)	
<a href="#">202532</a>	Fine Water Filter Cartridge 0.45 micron 10 in. (254 mm)	
<a href="#">202736</a>	Round Air Filter 3.5 x 11.5 in. (88.9 x 292.10 mm) Used in OMAX V-Pump and legacy controllers.	
<a href="#">200084</a>	Round Air Filter 2.5 x 11.5 in. (63.5 x 292.10 mm) Used in computer cabinet.	
<a href="#">304104</a>	Manifold Filter Assembly Used in the pressure manifold for OMAX and EnduroMAX® Pumps.	
<a href="#">203739</a>	Fluted Air Filter 8 x 8 in. 5 Pack Package of 5 each. This is the replacement filter for the electrical box on EnduroMAX pumps.	
<a href="#">204081</a>	Fluted Air Filter 8 x 8 in. This is the replacement filter for the electrical box on EnduroMAX pumps.	

## Tools









Part Number	Description	
<a href="#">301578</a>	Check Valve Body Tool	
<a href="#">301644</a>	Pump Seal Tool Removal and Installation for Dynamic Seal.	

# MAXIEM®

## Maintenance Kits

Part Number	Description	
<a href="#">303283</a>	<p><b>Basic MAXIEM 20HP/30HP Pump Spares Kit</b>                      Kit contains 3 each <a href="#">300735</a>, 1 each <a href="#">304399</a>, 2 each <a href="#">202532</a>, 2 each <a href="#">202533</a>, 1 each <a href="#">201304</a>, 1 each <a href="#">202496</a>, 2 each <a href="#">302700</a>, and 1 each <a href="#">302701</a> in a plastic storage box.</p>	
<a href="#">305724</a>	<p><b>Basic MAXIEM 40HP Pump Spares Kit</b>                      Kit contains 3 each <a href="#">300735</a>, 1 each <a href="#">304399</a>, 2 each <a href="#">202532</a>, 2 each <a href="#">202533</a>, 1 each <a href="#">201304</a>, 1 each <a href="#">202496</a>, and 3 each <a href="#">302701</a> with a plastic storage box.</p>	
<a href="#">302700</a>	<p><b>Minor Maintenance Kit</b>                      Kit includes 3 each <a href="#">302244</a>, 1 each <a href="#">304104</a>, 2 each <a href="#">200377</a>, 3 each <a href="#">300733</a>, 3 each <a href="#">200909</a>, 3 each <a href="#">301635</a>, 3 each <a href="#">302950</a>, 3 each <a href="#">301639</a>, 3 each <a href="#">202398</a>, 2 each <a href="#">300726</a>, and 2 each <a href="#">200905</a>.</p>	
<a href="#">302701</a>	<p><b>Major Maintenance Kit</b>                      Kit includes 1 each <a href="#">302700</a>, 3 each <a href="#">301873</a>, 1 each <a href="#">301353</a>, 1 each <a href="#">202496</a>, and 3 each <a href="#">303274</a>.                      Note: <a href="#">303274</a> CANNOT be installed on older pumps as it will roll and crack and leak.</p>	
<a href="#">305098</a>	<p><b>Overhaul Kit</b>                      Kit includes 1 each <a href="#">302700</a> and 3 each <a href="#">303401</a>.</p>	
<a href="#">304885</a>	<p><b>Plunger Rod Kit</b>                      Kit contains 3 each <a href="#">304399</a>.</p>	
<a href="#">312500</a>	<p><b>Pony Rod Seal Kit</b>                      Kit contains 6 each <a href="#">201813</a>, 3 each <a href="#">201810</a>, 3 each <a href="#">201500</a>, and 3 each <a href="#">203474</a> for maintenance after original Meyers pony rod seal housings have been replaced.                      Cup Seal Tool <a href="#">207471</a> will be needed for installation of the cup seals.</p>	

Assemblies












Part Number	Description	
<a href="#">300728</a>	<b>Port Adapter Assembly</b> Port Adapter with the Filter Adapter, Static Seal, and O-rings installed.	
<a href="#">301350</a>	<b>Pressure Manifold Assembly</b>	
<a href="#">306187</a>	<b>Clamp Plate Assembly</b>	
<a href="#">302244</a>	<b>Backup Ring Assembly</b>	
<a href="#">302981</a>	<b>Coolant Housing Assembly</b> Used with one piece plunger. Replacement for P/N 300743.	
<a href="#">302948</a>	<b>Seal &amp; Retainer Assembly</b> Assembly Package, Seal and Retainer, Pump Seal.	
<a href="#">304399</a>	<b>Plunger Assembly, Coupled Pony Rod</b> P/N 304885 is a kit containing 3 plunger assemblies at a lower cost than ordering 3 individual plungers. Replacement for P/N 303160.	
<a href="#">311666</a>	<b>On/Off Valve Assembly</b>	


















Replacement Parts

Part Number	Description	
<a href="#">300729</a>	OMAX Port Adapter	
<a href="#">300727</a>	Static Backup Ring Used in Port Adapter Assembly.	
<a href="#">300726</a>	Static Seal 0.622 in. ID Used in Port Adapter Assembly.	
<a href="#">200905</a>	Urethane O-ring Size -018	
<a href="#">202609</a>	Spiral Retaining Ring 0.628 in.	
<a href="#">304098</a>	Manifold Filter Adapter	
<a href="#">200377</a>	Urethane O-ring Size -012 Also available in kits <a href="#">302950</a> , <a href="#">303019</a> , and <a href="#">302700</a> .	
<a href="#">303401</a>	Internal Inlet Check Valve Assembly	
<a href="#">303251</a>	Check Valve Body For full assembly, order P/N <a href="#">303401</a> .	
<a href="#">300640</a>	Check Valve Seat	
<a href="#">200904</a>	Black Ceramic Ball 1/4 in. Also available in Safety Valve Rebuild Package P/N <a href="#">305836</a> , Check Valve Package P/N <a href="#">301353</a> .	
<a href="#">301873</a>	Check Valve Retainer	
<a href="#">201277</a>	Flat Washer 7/64 in.	
<a href="#">300734</a>	SHCS 4 x 3/8 in.	
<a href="#">300735</a>	Static Backup Ring Used in Check Valve Assembly.	
<a href="#">300733</a>	Static Seal 0.558 in. ID Used in Check Valve Assembly.	

Replacement Parts

Part Number	Description	
<a href="#">200909</a>	Urethane O-ring Size -017	
<a href="#">303252</a>	Check Valve Inlet Retainer	
<a href="#">303293</a>	Check Valve Inlet Retainer Nut	
<a href="#">303274</a>	Check Valve Inlet Internal Ring Seal	
<a href="#">301639</a>	Check Valve Inlet Ring Seal	
<a href="#">200515</a>	Brass Connector 1/4 in.	
<a href="#">300737</a>	OMAX Pump Cylinder Body	
<a href="#">301872</a>	Adapter Block	
<a href="#">303291</a>	OMAX Adapter Block Stud	
<a href="#">201233</a>	Hex Head Screw 1/2 x 1 3/4 in.	
<a href="#">200888</a>	Hex Head Screw 5/8 x 3 in.	
<a href="#">200890</a>	Lock Washer 5/8 in. Used on Bare Shaft of all pumps.	
<a href="#">200889</a>	Hex Nut 5/8 in. Used on Bare Shaft of all pumps.	
<a href="#">301635</a>	Seal Ring	
<a href="#">300753</a>	Plunger Cover Plate	
<a href="#">302258</a>	Wet End Alignment Support	
<a href="#">200054</a>	Socket Head Cap Screw M8 x 40 mm	



Replacement Parts

Part Number	Description	
<a href="#">201754</a>	Socket Head Cap Screw M8 x 30 mm	
<a href="#">303294</a>	Liquid Displacer Used with Check Valve P/N <a href="#">303401</a> .	
<a href="#">303401</a>	Internal Inlet Check Valve Assembly	
<a href="#">304104</a>	Manifold Filter Assembly Used in the pressure manifold.	
<a href="#">307674</a>	Washer, Stud Replacement for P/N 308441.	
<a href="#">300744</a>	Bushing Housing	
<a href="#">202398</a>	5/16 in. U-Cup Seal	
<a href="#">300745</a>	Seal Retainer Sleeve	
<a href="#">200913</a>	Internal Snap Ring 9/16 in.	
<a href="#">201215</a>	Push-In Connector 1/4 in.	
<a href="#">201217</a>	Push-In Swivel Elbow 1/4 in.	
<a href="#">201707</a>	Urethane O-ring Size -015	
<a href="#">302951</a>	Dynamic Seal Also available in kits <a href="#">302950</a> , <a href="#">303019</a> , and <a href="#">302700</a> .	
<a href="#">200377</a>	Urethane O-ring Size -012 Also available in kits <a href="#">302950</a> , <a href="#">303019</a> , and <a href="#">302700</a> .	
<a href="#">302949</a>	Seal Retainer Also available in kits <a href="#">302950</a> , <a href="#">303019</a> , and <a href="#">302700</a> .	







**Dump Valves**

Part Number	Description	
<a href="#">304419-05</a>	Excess Flow Dump Valve, .005 in. (0.13 mm) Orifice Used to drain excess flow from an OMAX system, preventing dead heading of the OMAX pump when an orifice less than 0.010 in. ID is used.	
<a href="#">304419-10</a>	Excess Flow Dump Valve, .010 in. (0.25 mm) Orifice Used to drain excess flow from an OMAX system, preventing dead heading of the OMAX pump when an orifice less than 0.010 in. ID is used.	
<a href="#">312487</a>	Excess Flow Valve Kit, Adjustable Dump Orifice	
<a href="#">306476</a>	Body Assembly, Adjustable Dump Orifice	
<a href="#">306500</a>	Rebuild Kit, Body Assembly, Adjustable Dump Orifice	



**Dump Valve Orifices**

Part Number	Description	
<a href="#">302029-13</a>	Orifice Assembly, Dump Valve, Inverted Jewel, 0.013 in. (0.33 mm)	
<a href="#">302028-05</a>	Orifice Assembly, Dump Valve, Inverted Jewel, Sapphire, 0.005 in. (0.13 mm)	
<a href="#">302028-07</a>	Orifice Assembly, Dump Valve, Inverted Jewel, Sapphire, 0.007 in. (0.18 mm)	
<a href="#">302028-09</a>	Orifice Assembly, Dump Valve, Inverted Jewel, Sapphire, 0.009 in. (0.23 mm)	
<a href="#">302028-11</a>	Orifice Assembly, Dump Valve, Inverted Jewel, Sapphire, 0.011 in. (0.28 mm)	
<a href="#">302028-12</a>	Orifice Assembly, Dump Valve, Inverted Jewel, Sapphire, 0.012 in. (0.30 mm)	
<a href="#">302028-13</a>	Orifice Assembly, Dump Valve, Inverted Jewel, Sapphire, 0.013 in. (0.33 mm)	
<a href="#">302028-14</a>	Orifice Assembly, Dump Valve, Inverted Jewel, Sapphire, 0.014 in. (0.36 mm)	
<a href="#">302028-16</a>	Orifice Assembly, Dump Valve, Inverted Jewel, Sapphire, 0.016 in. (0.41 mm)	

Filters








Part Number	Description	
<a href="#">203690</a>	Suction Screen 3 in. (76.2 mm) Used in white water tank.	
<a href="#">202533</a>	Water Prefilter Cartridge 1 micron 10 in. (254 mm)	
<a href="#">202532</a>	Fine Water Filter Cartridge 0.45 micron 10 in. (254 mm)	
<a href="#">202736</a>	Round Air Filter 3.5 x 11.5 in. (88.9 x 292.10 mm)	
<a href="#">304104</a>	Manifold Filter Assembly Used in the pressure manifold for OMAX and EnduroMAX® Pumps.	
<a href="#">203739</a>	Fluted Air Filter 8 x 8 in. 5 Pack Package of 5 each. This is the replacement filter for the electrical box on EnduroMAX pumps.	
<a href="#">204081</a>	Fluted Air Filter 8 x 8 in. This is the replacement filter for the electrical box on EnduroMAX pumps.	

Tools







Part Number	Description	
<a href="#">301578</a>	Check Valve Body Tool	
<a href="#">301644</a>	Pump Seal Tool Removal and Installation for Dynamic Seal.	

# HP Components & Miscellaneous












## Tubing

Part Number	Description	
<a href="#">303245</a>	U-Bend Nipple 8.125 in. (206.38 mm) Used in Z-axis Assembly, Dual Y-Carriage of 55100, and Nozzle Inlet Valve.	
<a href="#">301909</a>	Gooseneck Nipple 40 in. (1016 mm) Used in Hard Plumbing Assembly of 55100.	
<a href="#">303547</a>	Coiled Nipple 36 in. (914.4 mm) Used in Tiltajet® Assembly for 2626, 2652, and 55100 machines.	
<a href="#">304613</a>	Coiled Nipple 33.75 in. (857.25 mm) Used in Tiltajet Assembly for Cantilevered Scissor Machine.	
<a href="#">303608</a>	Coiled Nipple 40 in. (1016 mm) Used in Tiltajet Assembly for 80160, 60120, 80X series and 120X series machines.	
<a href="#">308639</a>	A-Jet® Nipple Assembly	
<a href="#">318129</a>	Nipple Assembly Used in VersaJET® on OptiMAX systems only.	

## Swivels

Part Number	Description	
<a href="#">301665</a>	Bulkhead Swivel Repair Package Used to replace the seals and O-rings in a leaky bulkhead swivel. This kit contains: 2 each <a href="#">201721</a> , 2 each <a href="#">201722</a> , 2 each <a href="#">201723</a> , 2 each <a href="#">201724</a> , 2 each <a href="#">201725</a> , and instructions for rebuilding the bulkhead swivel.	
<a href="#">304507</a>	High-Pressure Swivel Assembly Rebuild Kit available as P/N <a href="#">305088</a> .	
<a href="#">308620-1</a>	Dual Port Swivel with Side Ports Swivel Assembly, Dual Port, 2 Side Ports.	
<a href="#">308620-2</a>	Dual Port Swivel with Side and End Ports Swivel Assembly, Dual Port, 1 Side and 1 End Port.	
<a href="#">308620-3</a>	Dual Port Swivel with End Ports Swivel Assembly, Dual Port, 2 End Ports.	
<a href="#">309882-1</a>	Dual Axis Swivel with Side Ports Swivel Assembly, Dual Axis, Dual Port, 2 Side Ports.	

Swivels

Part Number	Description	
<a href="#">309882-2</a>	Dual Axis Swivel with Side and End Ports Swivel Assembly, Dual Axis, Dual Port, 1 Side and 1 End Port.	
<a href="#">309882-3</a>	Dual Axis Swivel with End Ports Swivel Assembly, Dual Axis, Dual Port, 1 Side and 1 End Port.	
<a href="#">301792</a>	Bulkhead Swivel Disc Use with <a href="#">201842</a> Bearing.	
<a href="#">201719</a>	Bulkhead Swivel Assembly, 3/8 in. straight	
<a href="#">305088</a>	High-Pressure Swivel Rebuild Kit Used to rebuild the High-Pressure Swivel (P/N <a href="#">304507</a> ) this kit contains: 1 each <a href="#">202965</a> , 1 each <a href="#">200914</a> , 1 each <a href="#">200210</a> , 1 each <a href="#">201725</a> , 1 each <a href="#">304502</a> , and printed instructions for rebuilding High-Pressure Swivel. Swivel tool P/N <a href="#">201726</a> will be needed to perform rebuild.	
<a href="#">308616</a>	Dual Port Swivel Seal Replacement Package	
<a href="#">311849</a>	Dual Axis Swivel Rebuild Kit Contains O-rings and seals needed for rebuilding Dual Axis Swivel.	
<a href="#">201724</a>	Bulkhead Swivel Body Seal	
<a href="#">322145</a>	Dual Axis HP Swivel Repair Tooling For use with OptiMAX and bulkhead swivel.	
<a href="#">301665</a>	Bulkhead Swivel Repair Kit Used to replace the seals and O-rings in a leaky bulkhead swivel. This kit contains: 2 each <a href="#">201721</a> , 2 each <a href="#">201722</a> , 2 each <a href="#">201723</a> , 2 each <a href="#">201724</a> , 2 each <a href="#">201725</a> , and instructions for rebuilding the bulkhead swivel.	
<a href="#">321998</a>	Rebuild Kit, Multi-Access Swivel Used to rebuild the Multi-Access Swivels found on scissor plumbing of OptiMAX machines only.	






**Collets**

Part Number	Description	
<a href="#"><u>200094</u></a>	High-Pressure Collet 1/4 in.	
<a href="#"><u>200106</u></a>	High-Pressure Collet 3/8 in.	






**Collars**

Part Number	Description	
<a href="#"><u>200788</u></a>	High-Pressure Collar 1/4 in.	
<a href="#"><u>200274</u></a>	High-Pressure Collar 3/8 in.	


**Gland**

Part Number	Description	
<a href="#"><u>200097</u></a>	Anti-Vibration Gland Nut 1/4 in.	
<a href="#"><u>200823</u></a>	Anti-Vibration Gland Nut 3/8 in.	
<a href="#"><u>304996</u></a>	High-Pressure Gland Nut 3/4 in.	


**Adapters**

Part Number	Description	
<a href="#">200785</a>	High-Pressure Adapter 1/4 to 3/8 in. 1/4 in. Female to 3/8 in. Male, 60 KSI, 1/4 in. Gland and Collar.	
<a href="#">203114</a>	High-Pressure Adapter 1/4 x 3/8 in. Used on Honeywell High-Pressure Gauge.	
<a href="#">201683</a>	High-Pressure Adapter 3/8 in. Part of Motorized Z-axis Slave Kit and 60 KSI Transducer Kit.	
<a href="#">307650</a>	High-Pressure Adapter 5/16 x 3/4 in. Used on transducer assembly of EnduroMAX® pumps and valve assembly of 100 hp. pump.	
<a href="#">201678</a>	High-Pressure Coupling 3/8 in.	


**RMS Adapters Female-Female**

Part Number	Description	
<a href="#">308738-47</a>	RMS Adapter F/F 0.047 in. In-line Adapter RMS, 0.047 in. Female to Female 3/8 in.	
<a href="#">308738-43</a>	RMS Adapter F/F 0.043 in. In-line Adapter RMS, 0.043 in. Female to Female 3/8 in.	
<a href="#">308738-38</a>	RMS Adapter F/F 0.038 in. In-line Adapter RMS, 0.038 in. Female to Female 3/8 in.	
<a href="#">308738-36</a>	RMS Adapter F/F 0.036 in. In-line Adapter RMS, 0.036 in. Female to Female 3/8 in.	
<a href="#">308738-32</a>	RMS Adapter F/F 0.032 in. In-line Adapter RMS, 0.032 in. Female to Female 3/8 in.	
<a href="#">308738-28</a>	RMS Adapter F/F 0.028 in. In-line Adapter RMS, 0.028 in. Female to Female 3/8 in.	
<a href="#">308738-24</a>	RMS Adapter F/F 0.024 in. In-line Adapter RMS, 0.024 in. Female to Female 3/8 in.	




RMS Adapters Female-Male

Part Number	Description	
<a href="#">306174-47</a>	RMS Adapter F/M 0.047 in. In-line Adapter RMS, 0.047 in. Female to Male 3/8 in.	
<a href="#">306174-43</a>	RMS Adapter F/M 0.043 in. In-line Adapter RMS, 0.043 in. Female to Male 3/8 in.	
<a href="#">306174-38</a>	RMS Adapter F/M 0.038 in. In-line Adapter RMS, 0.038 in. Female to Male 3/8 in.	
<a href="#">306174-36</a>	RMS Adapter F/M 0.036 in. In-line Adapter RMS, 0.036 in. Female to Male 3/8 in.	
<a href="#">306174-32</a>	RMS Adapter F/M 0.032 in. In-line Adapter RMS, 0.032 in. Female to Male 3/8 in.	
<a href="#">306174-28</a>	RMS Adapter F/M 0.028 in. In-line Adapter RMS, 0.028 in. Female to Male 3/8 in.	
<a href="#">306174-24</a>	RMS Adapter F/M 0.024 in. In-line Adapter RMS, 0.024 in. Female to Male 3/8 in.	
<a href="#">306485-2</a>	RMS Adapter F/M 0.032 in. Dual Package Adapter Package, RMS, In-line, 0.032 in. Female to Male 3/8 in. Contains 2 each adapter and instructions. Replacement for P/N 306174-32.	
<a href="#">306485-1</a>	RMS Adapter F/M 0.032 in. Single Package Adapter Package, RMS, In-line, 0.032 in. Female to Male 3/8 in. Contains 1 each adapter and instructions. Replacement for P/N 306174-32.	


RMS Adapter Packages

Part Number	Description	
<a href="#">309428-1</a>	RMS Adapter Package 20 HP In-line Adapter Package, 0.024 in. Female to Female 3/8 in. Contains 1 each adapter, 1 each Blue Goop®, and installation instructions. Replacement for P/N 308738-24.	
<a href="#">309428-3</a>	RMS Adapter Package 40 HP In-line Adapter Package, 0.032 in. Female to Female 3/8 in. Contains 1 each adapter, 1 each Blue Goop, and installation instructions. Replacement for P/N 308738-32.	
<a href="#">309428-4</a>	RMS Adapter Package 50 HP In-line Adapter Package, 0.036 in. Female to Female 3/8 in. Contains 1 each adapter, 1 each Blue Goop, and installation instructions. Replacement for P/N 308738-36.	
<a href="#">309428-5</a>	RMS Adapter Package 80 HP In-line Adapter Package, 0.043 in. Female to Female 3/8 in. Contains 1 each adapter, 1 each Blue Goop, and installation instructions. Replacement for P/N 308738-43.	
<a href="#">309428-6</a>	RMS Adapter Package 100 HP In-line Adapter Package, 0.047 in. Female to Female 3/8 in. Contains 1 each adapter, 1 each Blue Goop, and installation instructions. Replacement for P/N 308738-47.	



Tees, Elbows

Part Number	Description	
<a href="#">201526</a>	High-Pressure Tee Fitting 3/8 in.	
<a href="#">201514</a>	High-Pressure 90 Degree Fitting 3/8 in.	
<a href="#">201736</a>	High-Pressure Cross Fitting 3/8 in.	


3/8 inch Nipples

Part Number	Description	
<a href="#">301337-3</a>	3/8 in. High-Pressure Nipple 3 in. (76.2 mm) Long	
<a href="#">301337-3.5</a>	3/8 in. High-Pressure Nipple 3.5 in. (88.9 mm) Long	
<a href="#">301337-4</a>	3/8 in. High-Pressure Nipple 4 in. (101.6 mm) Long	
<a href="#">301337-4.5</a>	3/8 in. High-Pressure Nipple 4.5 in. (114.3 mm) Long	
<a href="#">301337-5</a>	3/8 in. High-Pressure Nipple 5 in. (127 mm) Long	
<a href="#">301337-5.3125</a>	3/8 in. High-Pressure Nipple 5.3125 in. (135 mm) Long	
<a href="#">301337-5.56</a>	3/8 in. High-Pressure Nipple 5.56 in. (141.22 mm) Long	
<a href="#">301337-6</a>	3/8 in. High-Pressure Nipple 6 in. (152.4 mm) Long	
<a href="#">301337-6.75</a>	3/8 in. High-Pressure Nipple 6.75 in. (171.45 mm) Long	
<a href="#">301337-7</a>	3/8 in. High-Pressure Nipple 7 in. (177.8 mm) Long	
<a href="#">301337-7.25</a>	3/8 in. High-Pressure Nipple 7.25 in. (184.15 mm) Long	
<a href="#">301337-12</a>	3/8 in. High-Pressure Nipple 12 in. (304.8 mm) Long	
<a href="#">301337-14</a>	3/8 in. High-Pressure Nipple 14 in. (355.6 mm) Long	
<a href="#">301337-16.750</a>	3/8 in. High-Pressure Nipple 16.75 in. (425.45 mm) Long	
<a href="#">301337-25</a>	3/8 in. High-Pressure Nipple 25 in. (635 mm) Long	
<a href="#">301337-26</a>	3/8 in. High-Pressure Nipple 26 in. (660.4 mm) Long	
<a href="#">301337-28</a>	3/8 in. High-Pressure Nipple 28 in. (711.2 mm) Long	
<a href="#">301337-31</a>	3/8 in. High-Pressure Nipple 31 in. (787.4 mm) Long	
<a href="#">301337-31.5</a>	3/8 in. High-Pressure Nipple 31.5 in. (800.1 mm) Long	
<a href="#">301337-32</a>	3/8 in. High-Pressure Nipple 32 in. (812.8 mm) Long	
<a href="#">301337-34.5</a>	3/8 in. High-Pressure Nipple 34.5 in. (876.3 mm) Long	
<a href="#">301337-41</a>	3/8 in. High-Pressure Nipple 41 in. (1041.4 mm) Long	
<a href="#">301337-43</a>	3/8 in. High-Pressure Nipple 43 in. (1092.2 mm) Long	
<a href="#">301337-48</a>	3/8 in. High-Pressure Nipple 48 in. (1219.2 mm) Long	
<a href="#">301337-65</a>	3/8 in. High-Pressure Nipple 65 in. (1651 mm) Long	
<a href="#">301337-92</a>	3/8 in. High-Pressure Nipple 92 in. (2337 mm) Long	
<a href="#">301337-143</a>	3/8 in. High-Pressure Nipple 143 in. (3632.2 mm) Long	
<a href="#">301337-168</a>	3/8 in. High-Pressure Nipple 168 in. (4267.2 mm) Long	











Whips

Part Number	Description	
<a href="#">304829-61</a>	1/4 in. O.D x 61 in. (1549.4 mm) Long, Coned and Threaded Used on Gen 1 MAXIEM® 0707 for both X and Y.	
<a href="#">304829-96</a>	1/4 in. O.D x 96 in. (2438.4 mm) Long, Coned and Threaded Used on the 2652.	
<a href="#">304829-115</a>	1/4 in. O.D x 115 in. (2921 mm) Long, Coned and Threaded Used on the 2626.	
<a href="#">307103</a>	1/4 in. O.D x 84 in. (2133.6 mm) Long, Coned and Threaded Used on Gen 1 MAXIEM 1530 & 1515 both X and Y axis.	
<a href="#">311446-150.88</a>	1/4 in. O.D x 150.88 in. (3832.352 mm) Long, Coned and Threaded Used on Gen 2 MAXIEM 0707.	
<a href="#">311446-171.88</a>	1/4 in. O.D x 171.88 in. (4365.752 mm) Long, Coned and Threaded Used on Gen 2 MAXIEM 1515.	
<a href="#">311446-188.88</a>	1/4 in. O.D x 188.88 in. (4797.552 mm) Long, Coned and Threaded Used on Gen 2 MAXIEM 1530.	

Tools

Part Number	Description	
<a href="#">303647</a>	Coning and Threading Tool Package 1/4 in.	
<a href="#">303648</a>	Coning and Threading Tool Package 3/8 in.	

Lubricants

Part Number	Description	
<a href="#">302692</a>	<p>Blue Goop® Thread Lubricant                      2 oz. (56.7 grams) Tube. Used to lubricate high-pressure stainless steel to stainless steel connections in the pump or waterjet machine.</p>	
<a href="#">201304</a>	<p>Multipurpose Grease                      1 3/4 oz. (49.61 grams) Tube.</p>	
<a href="#">202335</a>	<p>Low Temperature Grease                      Low Temperature, 14 oz. (397 grams) Cartridge, -65°F to 225°F (-53°C to 107°C).</p>	
<a href="#">202485</a>	<p>Extreme Pressure Lube #3                      4 oz. Tube</p>	
<a href="#">202496</a>	<p>Extreme Pressure Lube #3 Single Use</p>	
<a href="#">202563</a>	<p>Anti-Seize Lubricant                      1 oz. (28.35 grams) Tube.</p>	
<a href="#">309325</a>	<p>High Temperature Grease                      Used for lead screw grease, replaces Jet Lube 550®.</p>	
<a href="#">202633</a>	<p>Flexible Grease Needle</p>	
<a href="#">202795</a>	<p>Grease Coupler 1/8 in.</p>	
<a href="#">306668</a>	<p>Grease Gun</p>	





Home Page | https://marketplace.omas.com

**OMAX**  
MARKETPLACE

Search by Part Name or Part #

Abrasive Handling | Cutting Head Components | Filtration & Lubricants | Maintenance Kits

## TABLE COMPONENTS

Shop Now ▶

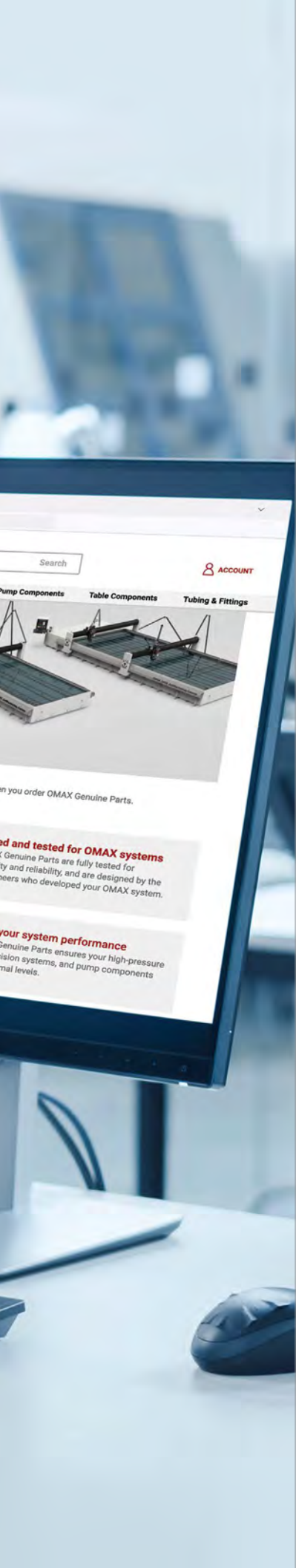


### Why Buy OMAX Genuine Parts?

Reduce machine downtime, preserve your manufacturer warranty, and get peace of mind when you buy OMAX Genuine Parts. Enjoy great benefits, including:

-  **Made with quality and precision**  
Every OMAX Genuine Part meets critical dimensions and tolerances, and is manufactured from the correct alloys and material grades.
-  **Designed for performance**  
Our OMAX parts are designed to be functional and reliable, ensuring the same engine performance.
-  **Less downtime when issues arise**  
Our support technicians can quickly and accurately troubleshoot issues when maintenance and repairs are made with OMAX Genuine Parts.
-  **Maximize productivity**  
Using OMAX Genuine Parts for your plumbing, precision grinding, and more, you can operate at optimal efficiency.





## Why buy OMAX genuine parts?

Reduce machine downtime, preserve your manufacturer warranty, and get peace of mind when you order OMAX Genuine Parts. Enjoy great benefits, including:

### Made with quality and precision

Every OMAX Genuine Part meets critical dimensions and tolerances, and is manufactured from the correct alloys and material grades.

### Less downtime when issues arise

Our support technicians can quickly and accurately troubleshoot issues when maintenance and repairs are made with OMAX Genuine Parts.

### Designed and tested for OMAX systems

Our OMAX Genuine Parts are fully tested for functionality and reliability, and are designed by the same engineers who developed your OMAX system.

### Maximize your system performance

Using OMAX Genuine Parts ensures your high-pressure plumbing, precision systems, and pump components operate at optimal levels.

### Order Online

Email: [parts@omax.com](mailto:parts@omax.com)


Online: [marketplace.omax.com](http://marketplace.omax.com)

### Need help?

Tech Support Toll-Free: 1.800.298.4036

Email: [techsupport@omax.com](mailto:techsupport@omax.com)

Online: [support.omax.com](http://support.omax.com)



# SHAPING POSSIBILITY®

PLASMA | LASER | WATERJET | AUTOMATION | SOFTWARE | CONSUMABLES



UL 508A, CAN/CSA C22.2 No. 14,  
CAN/CSA C22.2 No. 73  
ISO 9001:2015 Certified

For more information, visit: [www.omas.com](http://www.omas.com)

OMAX, A-Jet, EnduroMAX, GlobalMAX, GlobalJET, MAXIEM, MAXJET, MicroMAX, and TiltJET are trademarks of OMAX Corp. and may be registered in the United States and/or other countries. All other trademarks are the property of their respective owners.

Please visit [www.omas.com/patents](http://www.omas.com/patents) for more details about OMAX patent numbers and types..

© 4/2023 OMAX Corp. Revision 0  
898370



As 100% Associate owners, we are all focused on delivering a superior customer experience. [www.hyperthermassociates.com/ownership](http://www.hyperthermassociates.com/ownership)

Environmental stewardship is one of Hypertherm Associates' core values. [www.hyperthermassociates.com/environment](http://www.hyperthermassociates.com/environment)

100% Associate-owned

